



**FILM FACTS
& FIGURES**
OF THE NETHERLANDS
MAY 2018 ISSUE

NL FILM
FONDS

CONTENT

NL Key Trends 2013-2017	P 02
Introduction - Year 2017 in Review	P 04
Chapter 1 Production and Financing	P 07
Chapter 2 Releases	P 18
Chapter 3 International Performance and Festivals	P 22
Chapter 4 Distribution	P 30
Chapter 5 Exhibition	P 36
Chapter 6 DVD / BluRay / VOD	P 43
Chapter 7 Television / MEDIA	P 48
NL Key Figures 2017	P 56

NL KEY TRENDS 2013-2017

	2013	2014	2015	2016	2017
Total revenues Dutch market (M) €	507	500	532	579	628
Dutch features produced (min.& maj.)	52	65	62	49	54
Total Dutch film production activity (M) €	95.6	133.3	136.9	105.9	108.3
Feature length films released	353	362	371	407	432
Dutch films released (features & documentaries)	57	57	61	58	58
Int. film festivals w. Dutch film selection	494	620	432	540	491
Admissions total (M)	30.8	30.8	33	34.2	36
Admissions Dutch films (M)	6.2	6.4	6.2	4.2	4.3
Box office total (M) €	249.5	250.1	275.8	287.7	301.9
Local market share Dutch films (adm)	20.3%	20.9%	18.8%	12.3%	12.0%
Market share EU films (adm)	29%	29.5%	29.0%	23.9%	21.4%
Market share US films (adm)	68.3%	64.6%	67.8%	74.4%	75.4%
Number of cinemas	261	265	269	277	274
Number of screens	828	859	888	944	956

	2013	2014	2015	2016	2017
TOTAL REVENUES DUTCH MARKET (M) €					
DUTCH FEATURES PRODUCED					
TOTAL DUTCH FILM PRODUCTION ACTIVITY (M) €					
FEATURE LENGTH FILMS RELEASED					
DUTCH FILMS RELEASED (FEATURES & DOCS)					
INT. FILM FESTIVALS W. DUTCH FILM SELECTION					
ADMISSIONS TOTAL (M)					
ADMISSIONS DUTCH FILMS (M)					
BOX OFFICE TOTAL (M) €					
LOCAL MARKET SHARE DUTCH FILMS (ADM)					
MARKET SHARE EU FILMS (ADM)					
MARKET SHARE US FILMS (ADM)					
NUMBER OF CINEMAS					
NUMBER OF SCREENS					



YEAR 2017 IN REVIEW

The Netherlands showed growing total numbers of cinema attendees both overall and for Dutch films. The cinema visitor share of Dutch films reached 12% in 2017. This is slightly lower than the previous year due to the lack of Dutch blockbuster films and strong competition. The overall market share of European films dropped from 23.9% to 21.4% to the advantage of US product that increased 1% to 75.4%. The number of cinemas in the Netherlands remains quite stable, reaching 274. Dutch cinemas enabled audiences to watch films on 956 screens.

However, on the production end, the Dutch cinema and audio-visual market showed continuous signs of vibrancy and high production activity. The total production volume reached € 108.3 million (2016: € 105.9 million). Foreign financing for majority Dutch features increased from € 8.1 million in 2016 to € 19.4 million in 2017. The Film Production Incentive that opened up to a high-end TV series pilot in 2017 showed another boost, granting a cash rebate to a total of 68 film projects and 11 series for a total of € 22.4 million in 2017.

Again, Dutch films were successful internationally, winning 152 different prizes at festivals and getting selected at 1407 festivals including Rotterdam, Berlin, Cannes, San Sebastian, Locarno, Toronto, Venice, IDFA, Tribeca and Sundance.

The increasingly internationally oriented Dutch market also experiences the rapid changes dominated by large international players that pressure traditional players.

Although total revenues in the Dutch market have increased from € 579 million in 2016 to € 628 million in 2017, most of the growth and respective revenues flow to the three foreign owned cinema chains and to the foreign dominated SVOD market players. The 108 Dutch arthouses nevertheless continue to attract 7.1% of the box office share (2016: 7.4%).

Should you need information about the Netherlands Film Fund or the Dutch industry, please don't hesitate to contact us.

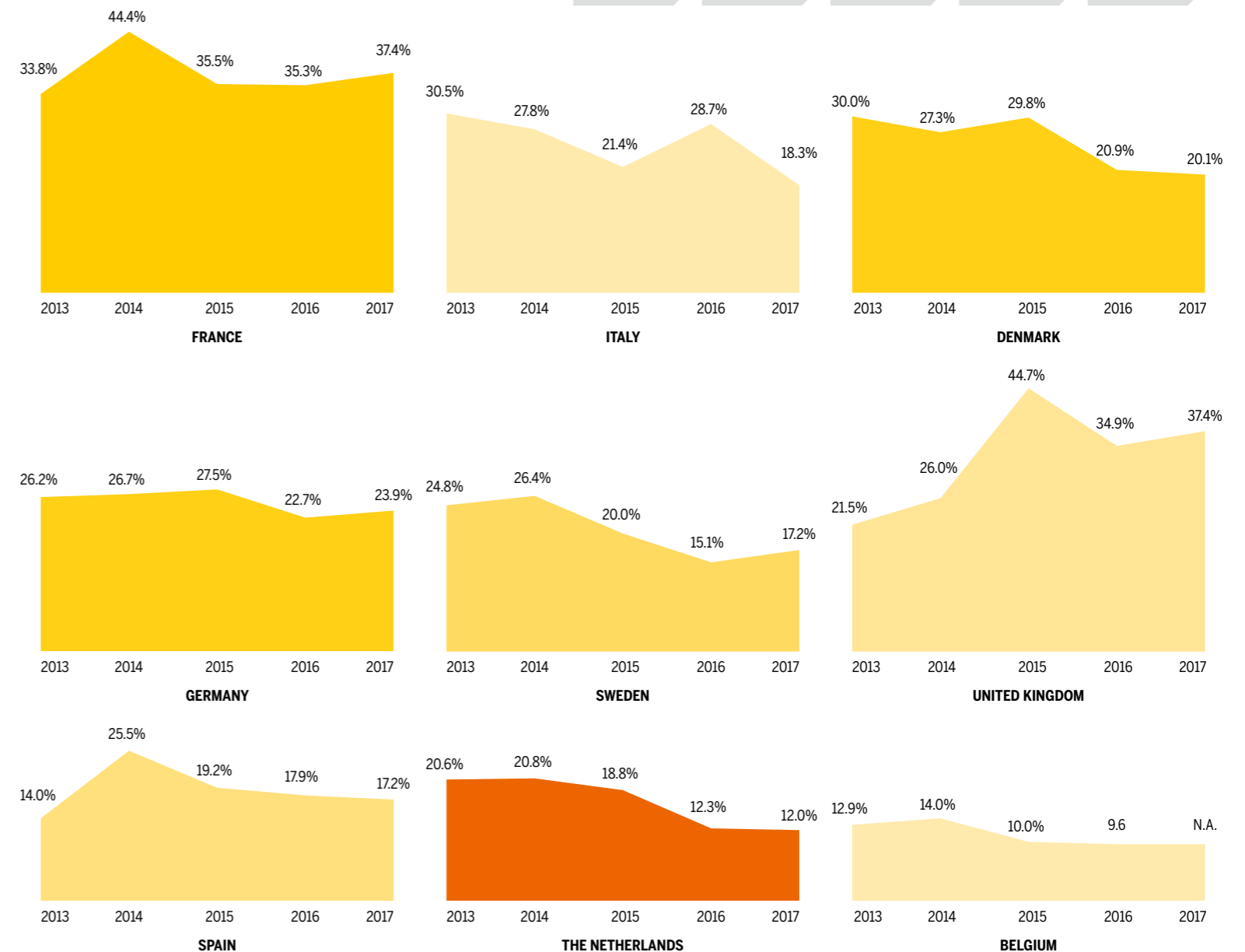
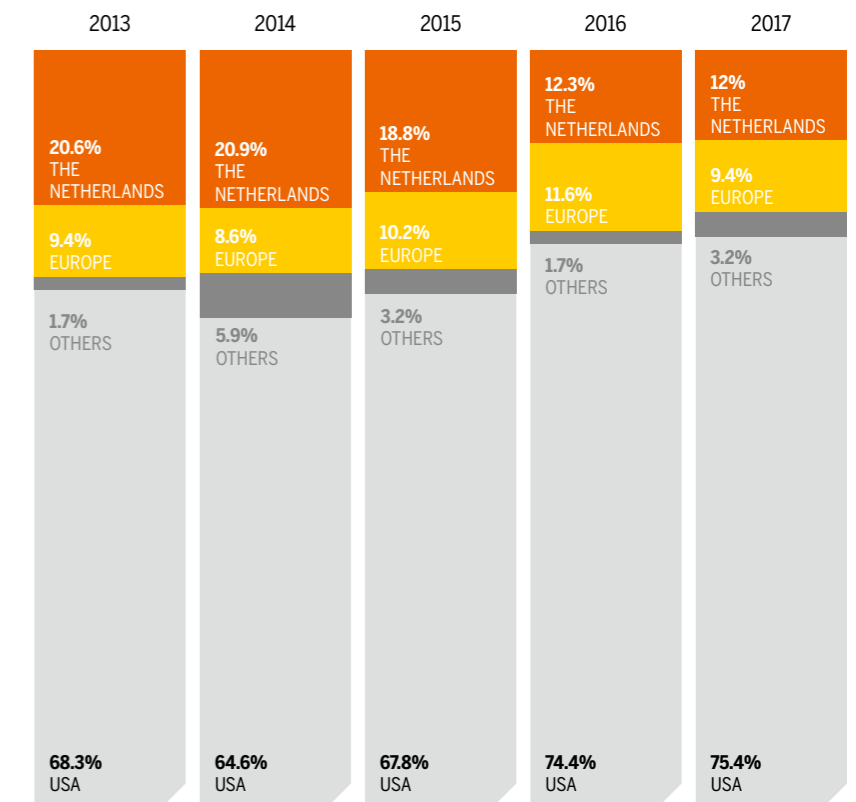
Doreen Boonekamp
CEO
May 2018

MARKET SHARES IN ADMISSIONS DOMESTIC PRODUCTIONS

Market share for Dutch films stable at 12% in 2017

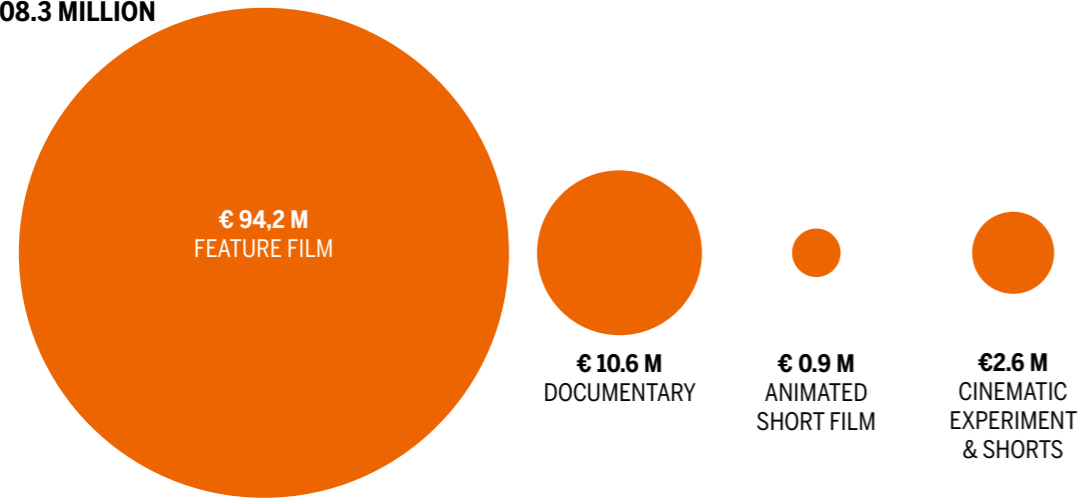
Admissions for Dutch films increased in 2017, but due to an overall increase in total admissions, the market share for domestic films in the Netherlands remained stable at 12% in 2017. US product and films from other countries (excluding European countries) increased to respectively 75% and 3%. Market shares for the national films increased slightly in France, United Kingdom, Germany and Sweden. Italy showed a significant decrease of 10%.

Source: Press release European Audiovisual Observatory (preliminary results)

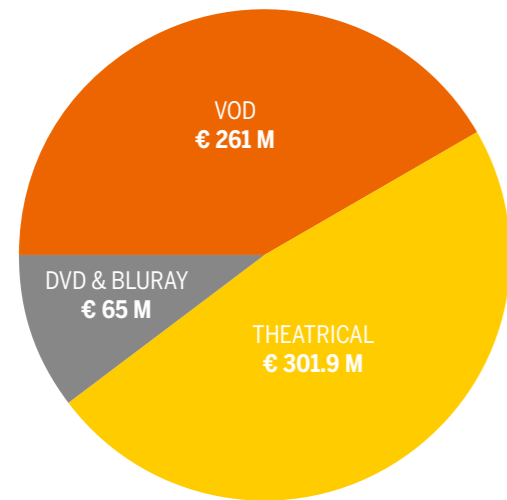


FILM SECTOR: SIZE OF REVENUES, PRODUCTION, DISTRIBUTION AND EXHIBITION 2017

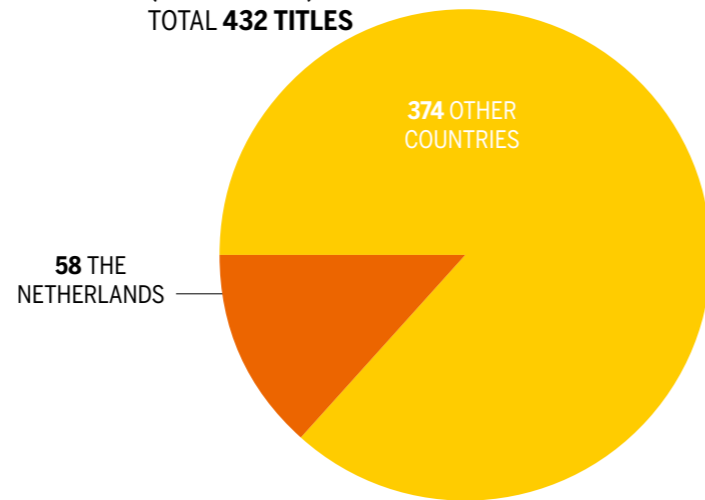
DUTCH FILM* PRODUCTION (SEE PAGE 10-11 AND 14-15)
TOTAL € 108.3 MILLION



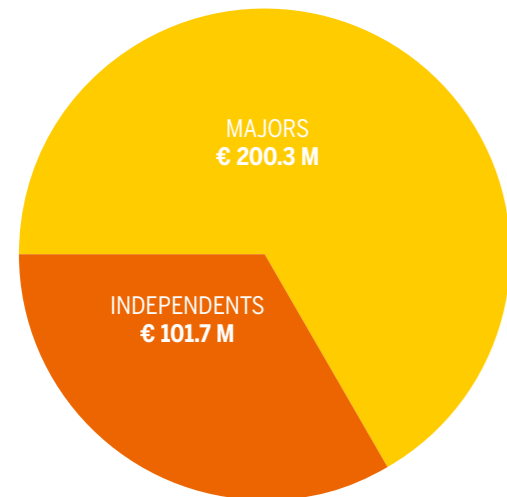
FILM REVENUES (SEE PAGE 45)
TOTAL € 628 MILLION



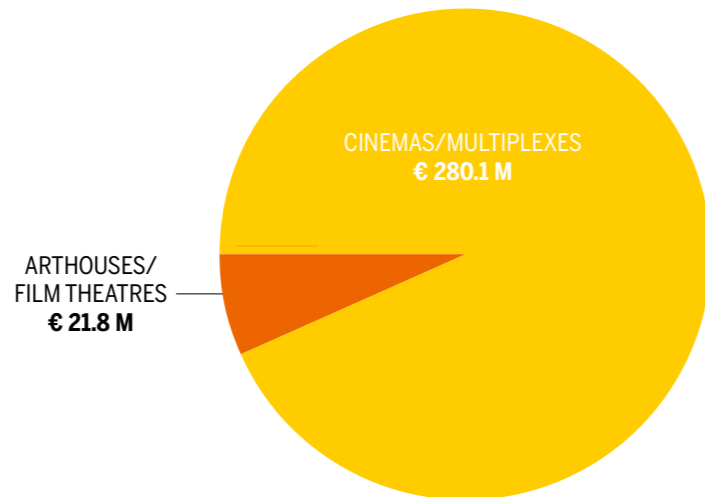
NUMBER OF TITLES RELEASED THEATRICALLY
(SEE PAGE 38)
TOTAL 432 TITLES



BOX OFFICE DISTRIBUTORS (SEE PAGE 37)
TOTAL € 301.9 MILLION



BOX OFFICE EXHIBITORS (SEE PAGE 41)
TOTAL € 301.9 MILLION



AN ACT OF DEFIANCE

1. PRODUCTION AND FINANCING

1.1 FILM FUND BUDGETS & ACTIVITIES AND GENDER, 2017

The Netherlands Film Fund supported films and activities for €54.5 million in 2017

Netherlands Film Fund support is offered for development, production and distribution of features, documentaries, animation films, experimental films and shorts. In 2017, from 1,306 applications for support 680 were approved for funding. 79 projects were granted € 22.4 million in cash rebates as part of the Netherlands Film Production Incentive.

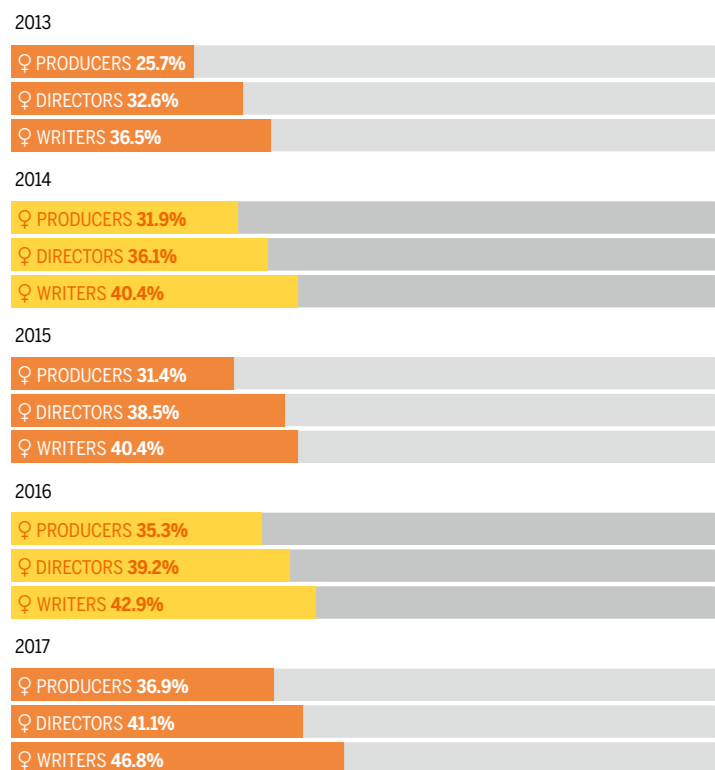
Source: Netherlands Film Fund

41% of granted projects were directed by a female director in 2017

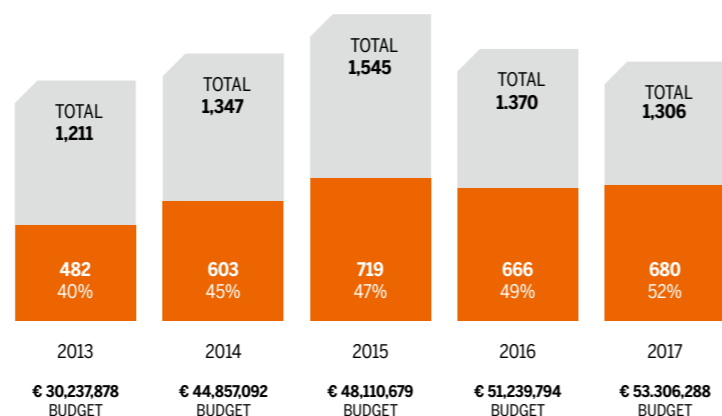
On average 37% of granted projects from 2013 till 2017 were written, directed or produced by women. Female writers were best represented in 2017; 47% of granted projects were written by a woman.

Source: Netherlands Film Fund

% FEMALE PRODUCER, % FEMALE DIRECTOR, % FEMALE WRITER IN FUND GRANTED PROJECTS



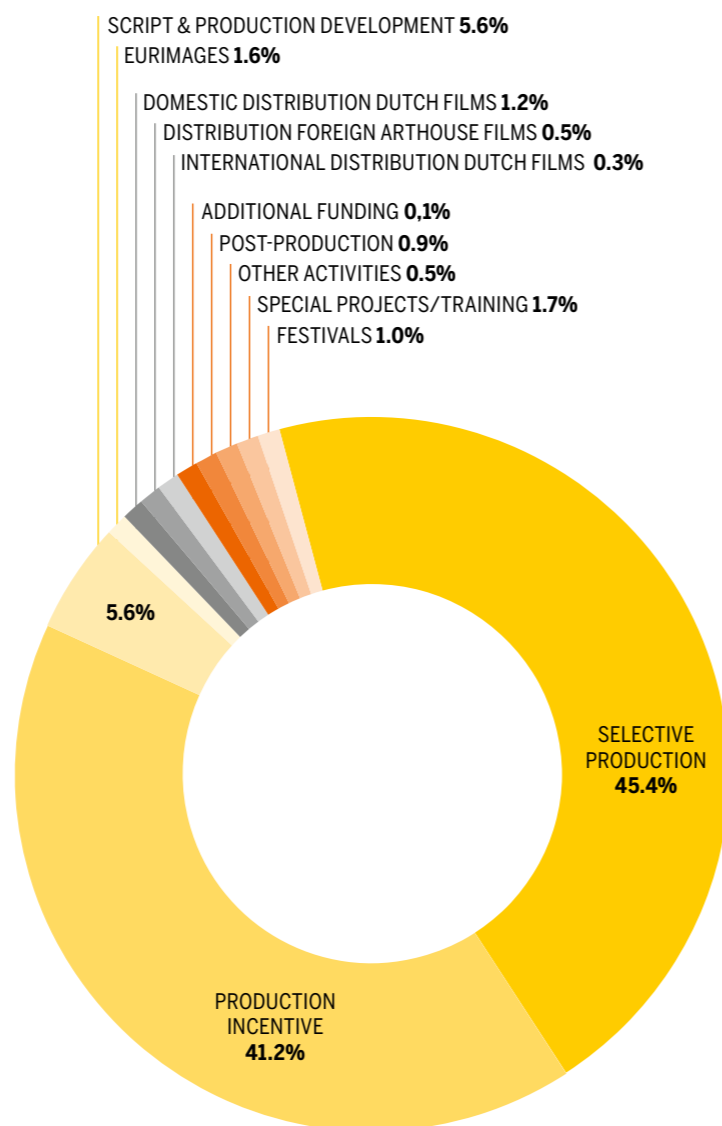
*Subject to slight annual change, resulting from alterations in granted film projects



FUND SUPPORTED 2013-2017

Number of submitted projects*
Number of granted projects

* excluding applications and support Eurimages, Idea checks and other activities.



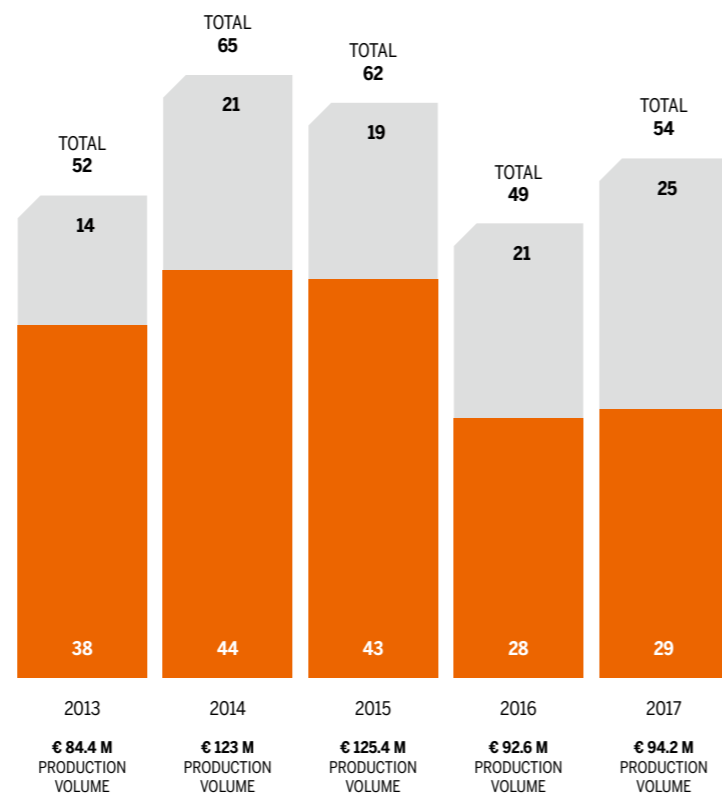
FILM FUND BUDGET & ACTIVITIES 2017

Feature Films support	Submitted	Granted	Granted %	Expenditure €	Expenditure %
Production					
* Mainstream / commercial					
Production support majority (co-)productions Screen NL	3	2	67%	1,152,000	2.9%
Supplementary matching fund	16	15	94%	6,188,580	15.5%
Telescoop	6	2	33%	1,200,000	3.0%
Total mainstream/commercial	25	19		8,540,580	
* Arthouse/cross-over					
Production support majority (co-)productions Screen NL	23	19	83%	6,894,437	17.3%
Production support New Screen NL	6	0	0%	0	0.0%
Dutch Crossover	6	3	50%	1,637,000	4.1%
De Oversteek	4	3	75%	733,000	1.8%
Total	39	25		9,264,437	23.2%
* Minority co-productions					
Production support minority co-productions	54	24	44%	3,125,000	7.8%
Development					
Script & project development					
Screen NL	183	106	58%	2,104,683	5.3%
New Screen NL	15	6	40%	64,000	0.2%
One Night Stand	43	12	28%	0	0.0%
De Oversteek	26	12	46%	142,658	0.4%
Writer's scheme / Vrijplaats scenaristen	33	9	27%	119,500	0.3%
Other support					
Post-production	14	11	79%	185,748	0.5%
One Night Stand	12	6	50%	225,000	0.6%
Short fiction	109	14	13%	505,779	1.3%
Wildcards	26	2	8%	181,000	0.5%
Netherlands Film Production Incentive	80	68		15,402,518	38.6%
Total Feature Film	659	314		39,860,903	100%
Documentary					
Production	35	19	54%	1,379,100	13.7%
Post-production	15	9	60%	246,500	2.5%
Minority co-productions	14	5	36%	250,000	2.5%
Teledoc production	7	5	71%	435,500	4.3%
Teledoc Campus production	13	7	54%	105,000	1.0%
Wildcards	16	3	19%	145,500	1.4%
Script development	27	13	48%	348,885	3.5%
Script development Teledoc & Oase	73	29	40%	27,000	0.3%
Additional funding	8	4	50%	67,000	0.7%
Netherlands Film Production Incentive	13	11	85%	7,039,214	70.1%
Total Documentary	221	105		10,043,699	100%
Animated shorts					
Production	5	1	20%	61,505	15.6%
Post-production	4	3	75%	25,343	6.4%
Minority co-productions	7	1	14%	50,000	12.7%
Production Ultrakort	16	4	25%	100,000	25.4%
Wildcards	17	2	12%	53,500	13.6%
Development	17	10	59%	103,012	26.2%
Total Animated shorts	66	21		393,360	100%
Cinematic experiment					
Production	12	3	25%	50,314	10.9%
Post-production	2	2	100%	21,310	4.6%
Minority co-productions	0	0	0%	0	0.0%
Transmedia scheme	26	6	23%	238,474	51.5%
Development	69	21	30%	152,695	33.0%
Total cinematic experiment	109	32		462,793	100%
SUBMISSIONS AND ALLOCATIONS PER SUBSIDY TYPE					
Netherlands Film Production Incentive	93	79	85%	22,441,732	41.2%
Production					
Script & production development	486	218	45%	3,062,433	5.6%
Selective production	433	146	34%	24,710,689	45.4%
Post-production	35	25	71%	478,901	0.9%
Additional funding	8	4	50%	67,000	0.1%
Eurimages	206	-	-	868,592	1.6%
Other activities	-	-	-	285,280	0.5%
Distribution					
Domestic distribution Dutch films	45	42	93%	678,285	1.2%
Distribution foreign arthouse films	7	6	86%	260,000	0.5%
International distribution Dutch films	19	17	89%	154,413	0.3%
Activities					
Special projects/training	149	121	81%	897,835	1.7%
Festivals	31	22	71%	555,000	1.0%
Total	1,512	680		54,460,160	100%

*Subject to slight annual change, resulting from alterations in granted film projects

1.2 PRODUCTION ACTIVITY DUTCH FEATURE FILMS IN 2017

In 2017 54 majority and minority Dutch feature films were shot, representing total production activity of €94.2 million. 26 of these were shot wholly or partly in the Netherlands while 28 were shot abroad. The number and production budgets of Dutch productions remained stable compared to the previous year.



Dutch minority co-productions
Dutch productions

The Netherlands participated in 5 more minority international feature productions compared to 2016. A total of 25 minority international feature productions represent a total production spend of €40.9 million, which is almost €5 million less than 2016. The number and production budgets of Dutch productions remained stable at 29 films and €53.5 million in 2017 compared to 28 films and €45.7 million in 2016. This means € 8 million increase in budget with a stable number of films.

Dutch productions shot mainly or wholly in The Netherlands	Dutch production companies	budget (€ M)	start shoot d-m-y
1 Brothers/Broeders	Corrino Entertainment	0.68	1/16/2017
2 Doris	Talpa Fictie	1.34	3/18/2017
3 Men from Mars/Mannen van Mars	Johan Nijenhuis & Co	1.39	4/15/2017
4 Housewives don't Exist/Huisvrouwen bestaan niet	CTM Films	1.08	4/24/2017
5 Language is Like Totally my Thing/Taal is zeg maar echt mijn Ding	PV Pictures	1.99	4/30/2017
6 Orange Fever/Gek van Oranje	Topkapi Films	2.89	5/1/2017
7 Life is Wonderful/Het Leven is verrukkelijk	Sigma Pictures	1.81	5/1/2017
8 Shake it Off	AM Pictures	0.50	5/2/2017
9 Oh Baby	2CFILM	1.02	5/9/2017
10 Misfit (estimated)	NewBe	0.50	5/20/2017
11 St. Nicholas and the Golden Horseshoe/Sinterklaas en het Gouden Hoefijzer	Tom de Mol Productions	0.40	5/29/2017
12 Lucky in Love/Gek van Geluk	Johan Nijenhuis & Co	1.95	6/15/2017
13 Billy	Pupkin Film	0.94	Jul-17
14 The Conductor/De Dirigent	Shooting Star Filmcompany	4.12	9/2/2017
15 The Smart Family/De Familie Slim	Just Productions	0.46	9/3/2017
16 Bon Bini Holland 2	Kaap Holland	2.25	9/27/2017
17 The Matchmaker/De Matchmaker	Lemming Film	1.64	10/18/2017
18 Heavily in Love! /Zwaar verliefd!	Tom de Mol Productions	1.20	11/14/2017
Total (18 films)		26.16	

Dutch productions shot mainly or wholly abroad	Dutch production companies	budget (€ M)	start shoot d-m-y
1 Take me Somewhere Nice	Pupkin Film	1.16	9/25/2017
Total (1 film)		1.16	

Majority Dutch international co-productions shot mainly or wholly in The Netherlands	Dutch production companies	budget (€ M)	subsidy	co-producing countries	foreign tax credit/rebate (x 1000 €)	start shoot d-m-y
1 The Resistance Banker/Bankier van het Verzet	NL Film & TV	3.98	FF/MF/FPI	NL/BE	€ 500	2/25/2017
2 Mette	Column Film	1.37	FF/FPI/VAF	NL/BE	€ 200	3/11/2017
3 Open Seas/Niemand in de Stad	De Familie	1.58	FF/FPI	NL/BE	€ 100	4/17/2017
4 Catacombe	New Amsterdam Film Company	1.60	FF/FPI	NL/BE	€ 120	5/8/2017
5 Heinz	BosBros	2.01	FF/FPI/VAF/SF	NL/BE	€ 446	8/1/2017
6 Redbad	Farmhouse TV en Film	6.73	FF/MF/FPI/SF	NL/BE	€ 1.300	9/12/2017
7 Fight Girl/Vechtmeisje	The Film Kitchen	1.71	FF/FPI/VAF	NL/BE	€ 235	10/17/2017
8 Romy's Salon/Kapsalon Romy	BosBros	2.34	FF/FPI/HSH/EUR	NL/DE		11/23/2017
Total (8 films)		21.32				

Majority Dutch international co-productions shot mainly or wholly abroad	Dutch production companies	budget (€ M)	support	co-producing countries	foreign tax credit/rebate (x 1000 €)	start shoot
1 The Beast in the Jungle	KeyFilm	1.97	FF/FPI/AFS/EUR	NL/LU		9/4/2017
2 Rafael	Rinkel Film	2.70	FF/FPI/VAF	NL/BE/HR	€ 408	9/30/2017
Total (2 films)		4.67				
Total Dutch productions (29 films)		53.31				

Minority Dutch international co-productions shot mainly or wholly abroad	Dutch production companies	budget (€ M)	support	co-producing countries	start shoot
1 The Journey	De Productie	0.22	CNC/BFI/FF	IQ/UK/FR/NL	2/1/2017
2 Vele Hemels boven de Zevende	Bastide Films	2.16	VAF/SF/FF/FPI	BE/NL	2/8/2017
3 Chico Ventana también quisiera tener un Submarino /Window Boy Would also Like to Have a Submarine	BALDR Films	0.78	ICF/INCAA/ANCINE/HBF	UY/AR/BR/NL	2/28/2017
4 Late to Die Young	Circe Films	0.58	CNCA/HBF	CH/BR/NL	3/7/2017
5 Rafiki	Rinkel Film	0.67	WCFB/CNC/HBF	(ZA-KE)/LB/FR/DE/NL	3/13/2017
6 The Reports on Sarah and Saleem	KeyFilm	0.58	AFAC/HBF	PS/NL/MX	3/13/2017
7 Holiday	NFI Produkties	1.49	DFI/BFC/FF/EUR	(DK-SE)/NL	April-17
8 All Alone	De Productie	1.04	CAC/FCS/FCM/FF/FPI	HR/BA/RS/ME/NL	April-17
9 Patser/Gangster	Column Film Nederland	3.29	VAF/SF/FCB/FPI	BE/NL	5/30/2017
10 Buñuel en el Laberinto de las Tortugas /Buñuel in the Labyrinth of the Turtles	Submarine	1.80	ICAA/FF/FPI/EUR	ES/NL	Jun-17
11 Domino	N279 Entertainment	6.50	CPH/FF/FPI	DK/BE/ES/NL/IT	6/12/2017
12 Rojo	Viking Film	1.00	INCAA/ANCINE/CNC/WCF/HBF	AR/BR/FR/DE/NL	7/3/2017
13 Battle	PhantaBasta!	0.24	NFI/SFI/DFI/FPI/EUR	NO/DK/SE/NL	7/5/2017
14 La Vita ti arriva addosso/The Two Italians	Fatt Productions	1.01	MIBACT/IFCF/FPI/EUR	IT/IS/NL	7/25/2017
15 The Last Ones	PRPL	1.64	EFI/FFF/FF/FPI/EUR	EE/FI/NL	8/10/2017
16 Ascension Day	Phanta Film	1.57	VAF/BI/FF/FPI	BE/NL	8/21/2017
17 Peitruș	New Ams Film Company	3.07	AFS/FF/FPI	LU/NL	8/22/2017
18 The Miracle of the Sargasso Sea	PRPL	1.42	GFC/NRW/DFFF/SFI/NFF/FPI/EUR	GR/DE/SE/NL	8/27/2017
19 Stupid Young Heart	Windmill Film	2.00	FFF/SFI/FF/FPI	FI/SE/NL	8/29/2017
20 Niet Schieten	Kaap Holland Film	3.29	VAF/SF/FCB/FPI	BE/NL	8/29/2017
21 Girl	Topkapi Films	1.57	VAF/FCB/FF	BE/NL	August 17
22 Wilkolak/Werewolf	House of Netherhorror	1.08	PFI/MBB/FF	PO/DE/NL	August 17
23 Outside	Circe Films	0.82	CFF/LNFC/FF/EUR	CZ/LV/NL	9/25/2017
24 Sisters	Circe Films	1.09	MBB/GFC/FF/EUR	TR/DE/GR/NL	10/19/2017
25 Engel/Angel	Graniet Film	1.99	VAF/SF/BI/FF	BE/NL	10/23/2017
Total (25 films)		40.90			

Total number of films: 54 (excluding inward investment/co-finance) 94.21

FF-Netherlands Film Fund/MF-Matching Fund Netherlands/FPI-Netherlands Film Production Incentive/HB-Hubert Bals Fund /VAF-Flemish Filmfund/NRW-Film und Media Stiftung /DFFF-Deutsche Filmförderfonds/EUR-Eurimages/MBB-Medienboard Berlin-Brandenburg/CPH-Copenhagen Film Fund/NFI-Norwegian Film Fund/SFI-Swedish Film Institute/CFF-Czech Film Fund HSH-Filmförderung Hamburg Schleswig-Holstein/FCB-French Community of Belgium/PFI-Polish Film Institute/CNC-Centre National du Cinéma France/ICAA-Instituto de la Cinematografía y de las Artes Audiovisuales Spain/MDM-Mitteldeutsche Medienförderung/GFC-Greek Film Centre BI-BruceImage/NM-Nordmedia Niedersachsen-Bremen/DFI-Danish Film Institute/AFS-Luxembourg/BFI-British Film Institute/BFC-Bulgarian National Film Centre/CAC-Croatian Audiovisual Centre/FCS-Film Center Serbia/FCM-Film Center Montenegro /IBC-Ibermedia Coproduction Fund/INCAA-Instituto Nacional de Cine y Artes Audiovisuales Argentina/ANCINE-Agência Nacional do Cinema Brasil/CNCA-Consejo Nacional de Cultura y las Artes Chile/WCFB-World Cinema Fund Berlin/ACF-Arab Cultural Fund/AFAC-Arab Fund for Arts and Culture/MIBACT-Ministero dei Beni e delle Attività Culturali e del Turismo Italy/IFCF-Icelandic Film Centre Fund/EFI-Estonian Film Institute/FFF-Finnish Film Foundation/LNFC-Latvian National Film Centre

*estimated budget

	2013		2014		2015		2016		2017	
	productions	budget (€ M)	productions	budget (€ M)	productions	budget (€ M)	productions	budget (€ M)	productions	budget (€ M)
Dutch productions										
Total	38	59.5	44	79.0	43	85.3	28	46.9	29	53.3
Dutch minority co productions	14	24.9	21	44.0	19	40.1	21	45.7	25	40.9
Total	52	84.4	65	123.0	62	125.4	49	92.6	54	94.2
Inward investment/co-finance							4	198.5	0	0
Total							4	198.5	0	0

New theatrical releases 2017 (in release date order)	production company	production costs € (1000s)	NL Film Fund selective support € (1000s)	NL Film Fund Supplementary matching fund € (1000s)	Netherlands Film Production Incentive € (1000s)	total NL Film Fund € (1000s)	%	producers investment NL (incl. revolving funding) € (1000s)	private investors NL € (1000s)	NL broadcasters € (1000s)	ATF admissions scheme NL € (1000s)	European public funding € (1000s)	other foreign € (1000s)	foreign tax incentives /economic funds € (1000s)	other (incl MG's) € (1000s)
Brimstone	N279 Entertainment	11.590	1.573		675	2.248	19%	811	250	495	11	1.478	4.020	960	1.317
Storm: Letters of Fire/Storm: Letters van Vuur	Phanta Basta!	6.156	614	360	496	1.470	24%	50	170	1.247	36	1.700	83	1.050	350
Ron Goossens, Low-Budget Stuntman	Kaap Holland	2.357	75	536	564	1.175	50%	382	75	225	175				325
If the Sun Explodes	Hazazah	91	80			80	88%							11	
Home is where the Heart is/Tuintje in mijn Hart	Farmhouse TV en Film	2.770		450	390	840	30%	131	700	427	47			275	350
Disappearance/Verdwijnen	Waterland Film	1.992	697		223	920	46%	35		373	14	420	200		30
Alberta	Fu Works Productions	1.075	602		139	741	69%	98	30					100	106
The Day my Father Became a Bush/Toen mijn Vader een Struik werd	Lemming Film	1.582	646		104	750	47%			307		280		230	15
The Longing/Het Verlangen	Topkapi Films	2.196	418	193	489	1.100	50%	68	360	348	70				250
Waldstille	Circe Plans	1.072	341		160	501	47%	16		555					
Monk	Viking Film	1.414	558		196	754	53%	5				420		220	15
An Act of Defiance/Bram Fischer	Cool Beans	2.500	877		167	1.044	42%	50		292	36		715	311	52
Hotel True Love/Hotel de grote L	Kaap Holland	2.000	692		296	988	49%			373		513	26		100
Joy of Fatherhood/Voor elkaar gemaakt	NL Film & TV	1.500		384	357	741	49%	70	100	200					250
Quality Time	Pupkin Film	1.255	349		259	608	48%			562			85		
Ascent	Fiona Tan Antithesis Films	62	23		23	23	37%	13					23		3
Brothers/Broers	BALDR Film	1.124	350		185	535	48%	34		555					
Kill Switch	CTM Pictures	1.157			194	194	17%	89							874
100% Coco	TDMP	1.161		262	275	537	46%	79		100	145				300
Sing Song	Caviar Films & TV Nederland	1.241	606		226	832	67%	31		280	6				92
In Blue	IJswater Films	1.750	732		275	1.007	58%	24		351			220	148	
Bella Donna's	Kaap Holland Film	1.600		416	384	800	50%		185	330	100				185
Tulips, Love, Honour and a Bike/Tulipani: Liefde, Eer en een Fiets	FATT Productions	5.464	1004		262	1.266	23%	220	1.250			520	1.318	630	260
The Little Vampire/De kleine Vampier (3D)	First Look/Cool Beans	5.834	567	335	649	1.551	27%	385	108		73	1.270	812		1.635
My Giraffe/Dikkertje Dap	Lemming Film	2.346	608		337	945	40%			359		680	72	150	140
Dummie the Mummy and the Tomb of Achnetoet / Dummie de Mummie en de Tombe van Achnetoet	PV Pictures	2.065		525	466	991	48%	134	590	100					250
St.Nicholas and the Golden Horseshoe/Sinterklaas en het Gouden Hoefijzer	Tom de Mol Productions	400		97		97	24%	63							240
Quarterlife/Alles voor elkaar	PV Pictures	1.200		300	280	580	48%	170		200					250
Younger Days/Kleine IJstijd	NL Film & TV	450	80		80	80	18%	73		184	5				108
Love over Distance/Weg van jou	NL Film & TV	1.838		222	422	644	35%		938		106				150
Unwanted/T'padashun	De Productie	127	15			15	12%	7	25				10	50	20
Forbidden Love/Oude Liefde	Waterland Film	1.595	633		217	850	53%	14		309	10	142	5	250	15
Oh Baby	2CFILM	1.020		288	218	506	50%	5	200		74				235
Lucky in Love/Gek van Geluk	Johan Nijenhuis & Co	1.950		490	473	963	49%	275		386					331
Housewives Don't Exist/Huisvrouwen bestaan niet	Nuts & Bolts Film Company	1.082			260	260	24%	31	228	210					345
Total 35 majority (co)productions		73.016	12.140	4.858	9.638	26.636	36,5%	3.363	5.209	8.768	908	7.423	7.589	4.385	8.593
Average		2.086				761									
Average (excl. 3 lowbudget titels)		2.273				829									
Non-Film Fund releases (estimates)															
Spaak	Steven de Jong Producties	440													
Misfit	NewBe	500													
The Smart Family/De Familie Slim	Just Productions	463													
Total 3 majority (co)productions		1.403													
Total 38 majority (co)productions		74.419													
Minority coproduction theatrical releases 2017 (in release date order, excluding 3 incoming productions)															
Identicals	Rinkel Film	1.288	200			200	16%								
The Prime Minister/De Premier	Millstreet Films	5.000			265	265	5%								
Cloudboy	Submarine Film	1.570	110		32	142	9%								
Oscuro Animal	Viking Film	463	60		60	60	13%								
Night of a 1000 Hours	KeyFilm	6.590	250		336	586	9%								
All of a Sudden/Auf Einmal	Topkapi Films	2.140	125			125	6%								
King of the Belgians	Topkapi Films	2.087	200		70	270	13%								
En Amont du Fleuve	SNG Film	1.812	170		60	230	13%								
Blessed Benefit	Habbekrats	992	100			100	10%								
Cargo	100% Halal Productions	2.388	200			200	8%								
A Gentle Creature	Grانيت Film	2.106	150		57	207	10%								
White Sun	Waterland Film	326	60			60	18%								
Racer and the Jailbird/Le Fidèle	Kaap Holland	8.216	200			200	2%								
Vele Hemels boven de Zevende	Bastide Films	2.160	200		65	265	12%								
In the Forest of Huckybucky/De Dieren in het Hakkebakkebos	Pedri Animation	4.812			262	252	5%								
Non-Film Fund releases (estimates)															
Love is thicker than water	Mulholland Pictures	240													
No release in the Netherlands															
Satan Said Dance	NFI Motion Pictures	1.606	160		116	276	17%								
Everybody Happy	Eyeworks Film & TV Drama	2.454			105	105	4%								
Le Passe Devant nous	CTM Pictures	1.960	200		80	280	14%								
Handle with Care	Waterland Film	2.358	150		78	228	10%								
Control/Het tweede Gelaat	Phanta Film	3.982	200		138	338	8%								
Total 21 minority coproductions		54.550	2.735		1.664	4.399	8,1%								
Grand total 59 films (of which 5 not released)		128.969	14.875	4.858	11.302	31.035									

1.3 FINANCING OF DUTCH FEATURE FILMS RELEASED IN 2017

Increased production value of Dutch (minority & majority) feature releases - € 129 million

A total 59 Dutch feature releases (including minority Dutch co-productions) with a total production value of € 129 million were released. Of these 5 films did not get a theatrical release. This is an increase compared to the € 97.3 million (57 feature films) in 2016. Production support from the Netherlands Film Fund increased from € 27.7 million in 2016 to € 31 million in 2017. Next to this an increase in European (and other) public funding can be seen from respectively € 2.2 and € 2.3 million in 2016 to € 7.4 and € 7.6 million in 2017. Next to the Film Fund, private investors, European funding and broadcasters as well as the NPO and CoBO Fund contributed to the making of these films.

Source: Netherlands Film Fund

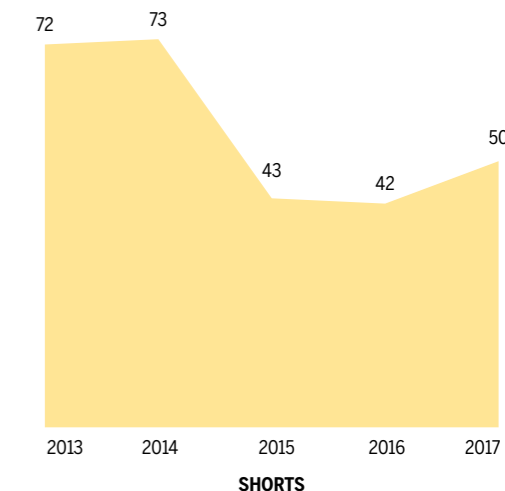
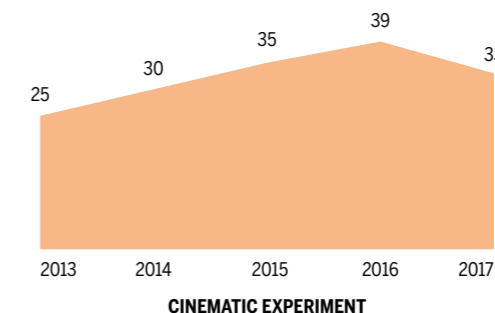
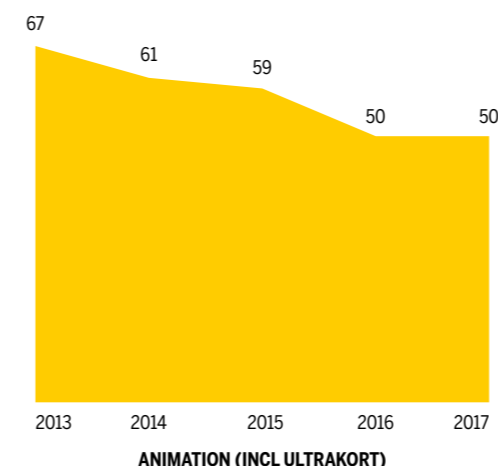
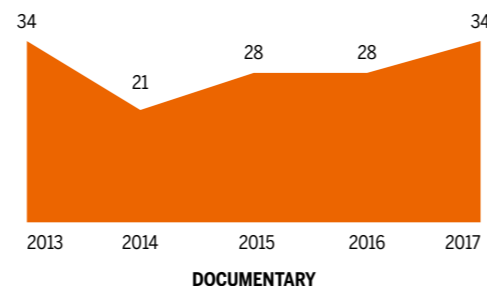
1.4 DUTCH DOCUMENTARIES, ANIMATION, CINEMATIC EXPERIMENT AND SHORT FILMS IN 2017

The Netherlands Film Fund granted production support to 86 non-features

In 2017 the Netherlands Film Fund granted on average 34% of documentary production costs (2016: 28%), 50% of animation production costs (similar to 2016), 33% of experimental film production costs (2016: 39%) and 50% of shorts production costs (2016: 42%).

Source: Netherlands Film Fund

FILM FUND SUPPORT IN PRODUCTION COSTS IN %



production costs € (1000s)	NL Film Fund selective support € (1000s)	Production Incentive %	international participation %	distributor	release (date) /public cinema (d-m-y)	admissions*	via PICL	
Documentary								
571	119	54	30.3%	NL/BE/DK	CD	1,483	29	
186	15	-	8.1%	AMF	2/2/2017	1,711	75	
425	166	53	51.5%	NL/NO	CD	2,462	59	
299	48	43	30.4%	NL/BE	CF	8,758	166	
384	88	69	40.9%	CD	3/2/2017	963	16	
153	45	-	29.4%	Own	3/21/2017	555	15	
188	15	-	8.0%	AMF	4/6/2017	1,483	16	
322	102	-	31.7%	CD	4/13/2017	9,402	483	
373	113	-	30.3%	NL/BE	Own	4/13/2017	392	20
336	130	-	38.7%	AMF	5/11/2017	5,599	512	
363	134	70	56.2%	CD	6/22/2017	2,820	100	
373	90	71	43.2%	CD	9/28/2017	1,569	187	
436	130	-	29.8%	PER	10/12/2017	18,947	281	
256	37	-	14.5%	CD	10/26/2017	2,432		
95	30	-	31.6%	MOOOV	11/9/2017	1,523	19	
475	108	92	42.1%	CD	11/23/2017	4,702	164	
312	96	-	30.8%	PER	12/7/2017	3,158	96	
383	50	70	31.3%	CD	12/14/2017	1,819	90	
446	100	77	39.7%	CD	12/28/2017	2,212		
6,376	1,616	599	33%			71,990	2,328	
total 19 released majority (co)productions								
262	84	-	32.1%					
247	84	-	34.0%					
80	23	-	28.8%					
298	105	-	35.2%					
257	-	65	25.3%					
258	83	-	32.2%					
1,402	379	65	31%					
total 6 non released majority (co)productions								

AMF-Amstelfilm/CF-Contact Film/CNA-Cinéart Nederland/DFW-Dutch FilmWorks/eOne-Entertainment One Benelux/IF-Independent Films/IMG-Imagine Film Distributie/ITA-In The Air/JFD-Just Film Distribution/KEY-Keystone Benelux/MO00V-Mooov Film Distribution/PAR-Paradiso Entertainment Nederland/PER-Periscoop Film/SFD-September Film Distribution/SPL-Splendid Film.

* admissions/box office as per 30/3/18
Own = own distribution

international/domestic title	production company	director	production costs € (1000s)	NL Film Fund selective support € (1000s)	Production Incentive € (1000s)	%	international participation	distributor	release (date) public cinema (d-m-y)	admissions*	via PICL
Winnie	Submarine	Pascale Lamche	492	50	33	16.9%	FR/NL	PER	6/22/2017	1,346	15
total 1 released minority coproduction			492	50	33	17%				1,346	15
Stad tussen de Heuvels	Pieter van Huystee Film & TV	Maria Tarantino	304	50	-	16.4%	BE/NL				
Beneath the surface	Volya Films	Alex Debreczeni	199	50	-	25.1%	BE/NL				
The Accidental Rockstar	TrueWorks	Igor Devold	545	50	-	9.2%	NO/NL				
Battles	Witfilm	Isabelle Tollenaere	236	50	-	21.2%	BE/NL				
Natural Disorder	Zuidenwind Filmproducties	Christian Sønderby Jepsen	700	50	-	7.1%	DE/NL				
Wim	Diepte-scherpte	Lut Vandekeybus	393	50	-	12.7%	BE/NL				
total 6 non released minority coproductions			2,377	300	-	15%					
Non-Film Fund releases											
Het doet zo Zeer	TVBV	Heleen van Royen						PAR	2/23/2017	31,111	
De Matthäus Passion o.l.v. Reinbert de Leeuw	Interakt	Cherry Duyns						Mokum	3/19/2017	6,349	
De Parade	De Productie	Ferri Ronteltap						AMF	8/24/2017	175	13
Jesse	Doxy	Joey Boink						PER	9/14/2017	2,397	
De vergeten Krijgers	Interakt	Griselda Molemans						FCE	9/28/2017	313	24
Jan Sierhuis Zelfportret	Interakt	Marte Visser						CD	10/12/2017	790	24
total 26 released documentaries			6,868	1,666	632	34%				114,469	2,399
average major (co)productions with fund support											
total 8 majority (co)productions											
ULTRAKORT											
Catastrophe	Anikey Studios	Jamille van Wijngaarden	65	25		38.5%					
Waste	Keplerfilm B.V.	Sander Alt	50	25		50.0%					
Kort maar Krachtig	KLOMP! Animation V.O.F.	Junaid Chundrigar	56	25		44.6%					
Hot Tea	Urrebuk V.O.F.	Marcel Tigchelaar	53	25		47.2%					
Subtotal 12 animated shorts and ultrakort			866	436		50%					
average major (co)productions			72	36		50%					

international/domestic title	production company	director	production costs € (1000s)	NL Film Fund selective support € (1000s)	%
Cinematic experiment / short documentaries					
Deletion	Esther Urlus	Esther Urlus	23	9	39.1%
Beyond Index	Interakt	Gerald van der Kaap	415	300	72.3%
De Klok	The Rogues	Paul en Menno de Nooijer	70	20	28.6%
Liefdesbrieven	Halal Docs	Tara Fallaux	49	15	30.6%
Dokter Co	Pieter van Huystee Film	Lysander Wiering	60	15	25.0%
Helaas ben je het niet geworden	WitFilm	Nicky Maas & Anne van Campenhout	59	15	25.4%
Shame/Fame	Moondocs	Eef Hilgers	60	15	25.0%
De Vertolker	Basalt Film	Renée van der Ven	60	15	25.0%
Met alles wat er is	Interakt	Eva Sjerps	60	15	25.0%
De Spelende Mens	Prospektor	Sanne Rovers	60	15	25.0%
a•sy•lum	BALDR Film	Jaap van Heusden & Jeftha Varwijk	61	15	24.6%
Sinterklaas bestaat	Tangerine Tree	Eva Nijsten	59	15	25.4%
9 Days from my window in Aleppo	Floor van der Meulen & Thomas Vroege	Floor van der Meulen & Thomas Vroege	20	10	50.0%
Heer des Huizes	Daniëlle Bremer	Daniëlle Bremer	66	15	22.7%
Ik ben niet bang	Fadi Hindash	Fadi Hindash	50	12	24.0%
Fondata sul Lavoro	Agnese Cornelio	Agnese Cornelio	88	12	13.6%
After	Kaliber Film	Jasmijn Schrofer	60	15	25.0%
Independent Boy	Halal Docs	Vincent Boy Kars	58	51	87.9%
Subtotal 18 Cinematic experiment / short documentaries			1,378	579	33%
average			77	32	
Shorts					
Wonderland	AS film	Parisa Yousef Doust	26	12	46.2%
Botanica	Halal	Noel Loozen	43	30	69.8%
Amor	IJswater Films	Isabel Lamberti	40	30	75.0%
Kiem Holijanda	Submarine Film	Sarah Veltmeyer	39	27	69.2%
Nachtschade	The Rogues	Shady El-Hamus	54	30	55.6%
Snow	Family Affair Films	Lisette Olsthoorn	46	30	65.2%
Het Hele Verhaal	Topkapi Films	Teddy Cherim	40	30	75.0%
Tamu	KeyFilm	Bobbie Koek	40	30	75.0%
Michael	Volya Films	Francisca Toetenel	40	30	75.0%
Trial	Dutch Mountain Film	Laura Hermanides	45	30	66.7%
De Vliegenmepper	Moved Media BV	Sanne Kortooms	78	12	15.4%
Lejla	Alchemic Film	Stijn Bouma	23	2	8.7%
Hellingproef	DOPPLR	Nils Vleugels	23	10	43.5%
Weeën	DOPPLR	Nils Vleugels	42	10	23.8%
Denk maar aan iets blauws	Jerry de Mars	Jerry de Mars	29	8	27.6%
Happy Hannah	Topkapi Films	Anne Barnhoorn	74	33	44.6%
Sjaaks Vrouw is Dood, dus Hij moet iets zeggen	OAK Motioin	Medi Broekman	80	33	41.3%
Wachtkamer	Family Affair Films	Simone van Dusseldorp	74	33	44.6%
Harbour	Submarine Film	Stefanie Kolk	74	33	44.6%
Zeep	Hazazah Film	Hanna van Niekerk	74	33	44.6%
Bestaan is Gaan	Bastide Films	Shady El-Hamus	74	33	44.6%
#YOLO4REAL	Interakt	Aiman Hassani	74	33	44.6%
De Begrafenis van de Verlegen Mens	Pupkin Film	Ellen Parren	74	33	44.6%
Subtotal 23 shorts			1,206	585	50%
average			52	25	
total of 85 projects with funding			14,097	3,945	
average			166	46	

1.5 FOREIGN EXPENDITURE AND FINANCING RELEASED DUTCH FEATURES SUPPORTED BY THE FILM FUND IN 2017

An average of € 1.16 million (2015: €0.6 million) in foreign expenditure per Dutch feature

Foreign expenditure of released Dutch feature films increased from € 10.6 million in 2016 to € 25.6 million in 2017. Foreign financing for majority Dutch features increased from € 8.1 million in 2016 to € 19.4 million in 2017 due to lower average budgets and fewer coproductions.

Source: Netherlands Film Fund

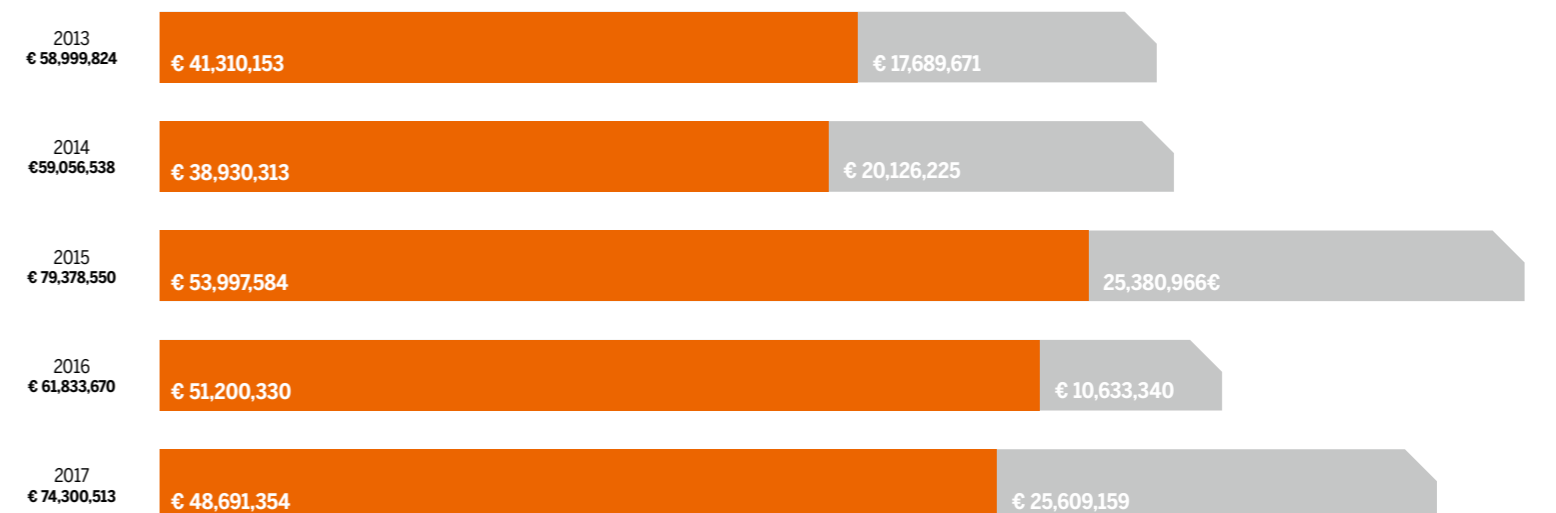
	2013	2014	2015	2016	2017
Foreign expenditure Dutch feature film in €	17,689,671	20,126,225	25,380,966	10,633,340	25,609,159
Foreign expenditure Dutch feature film in % of budget	30.54%	34.08%	31.97%	17.20%	34.47%
Foreign financing majority Dutch feature film in €	8,972,000	12,236,739	18,109,704	8,070,757	19,397,299
Number released	31	36	40	37	38
Number of features with foreign financing	19	17	27	18	18
Average foreign expenditure per Dutch majority co-production (number in €)	931,035	1,183,896	1,492,998	590,741	1,164,053

* Only Film Fund supported titles, excluding lowbudget films <€ 350,000

EXPENDITURE DUTCH FEATURE FILM IN €

Dutch expenditure

Foreign expenditure





2.
RELEASES

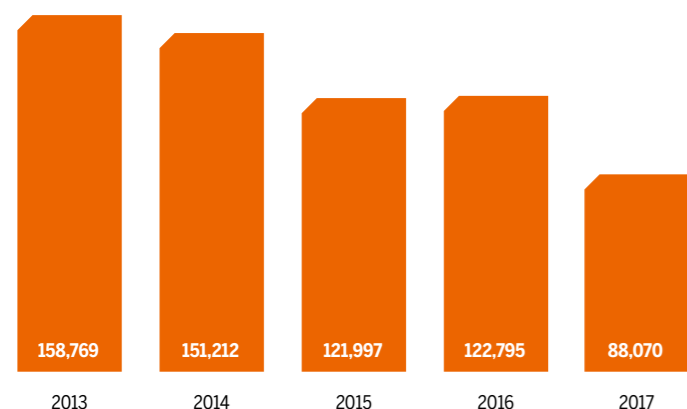
2.1 DUTCH THEATRICAL RELEASES 2017

38 Dutch features released with an average audience of 88,070

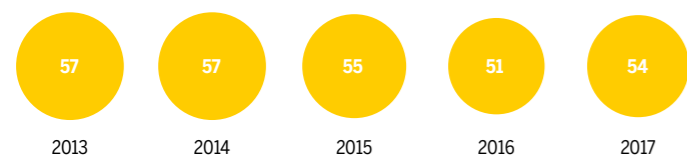
In total 54 Dutch feature films (including 20 minority co-productions) were released in 2017, slightly more compared to 2016 (51 releases). Registered production costs of 38 Dutch majority films averaged € 1.95 million, which is a slight increase compared to 2016 (€ 1.67 million, 37 Dutch majority releases). On average these features reached an audience of 88,070, which is far less than in 2016 (122,795) due to a lack of a Dutch crowd-pleaser in 2017.

Source: NVBF

AVERAGE AUDIENCE DUTCH FEATURES WITH THEATRICAL RELEASE (x 1000)



TOTAL DUTCH FEATURES RELEASED



AVERAGE PRODUCTION COST (€ MILLION) DUTCH FEATURES WITH THEATRICAL RELEASE



AMF-Amstelfilm/CF-Contact Film/CNA-Cinéart Nederland/DFW-Dutch FilmWorks/ eOne-Entertainment One Benelux/IF-Independent Films/IMG-Imagine Film Distributie/ ITA-In The Air/JFD-Just Film Distribution/KEY-Keystone Benelux/MOOOV-Mooov Film Distribution/PAR-Paradiso Entertainment Nederland/PER-Periscoop Film/SFD-September Film Distribution/SPL-Splendid Film/OWN - own distribution

international title/domestic title	production company	director	screenplay	production costs € (1000s)	release date (d-m-y)	domestic distributor	number of screens	admissions ¹	box office ¹	box office screen average
Brimstone	N279 Entertainment	Martin Koolhoven	Martin Koolhoven	11,590	1/12/2017	PAR	101	196,735	1,632,755	16,166
Storm: Letters of Fire/Storm: Letters van Vuur	Phanta Basta!	Dennis Bots	Karen van Holst Pellekaan	6,156	1/19/2017	DFW	107	72,214	496,347	4,639
Ron Goossens, Low-Budget Stuntman	Kaap Holland	Flip van der Kuil, Steffen Haars	Flip van der Kuil, Steffen Haars	2,357	1/26/2017	eOne	102	180,269	1,531,114	15,011
If the Sun Explodes	Hazazah	Hannah van Niekerk	Hannah van Niekerk	91	2/23/2017	AMF	8	1,915	11,918	1,490
Home is where the Heart is/Tuintje in mijn Hart	Farmhouse TV en Film	Marc Waltman	Lars Boom	2,770	3/2/2017	DFW	111	217,363	1,813,399	16,337
Disappearance/Verdwijnen	Waterland Film	Boudewijn Koole	Jolein Laarman	1,992	3/2/2017	SFD	22	16,756	111,239	5,056
Alberta	Fu Works Productions	Eddy Terstall, Erik Wünsch	Eddy Terstall, Erik Wünsch	1,075	3/9/2017	PAR	25	5,711	40,365	1,615
The Day my Father Became a Bush/Toen mijn Vader een Struik werd	Lemming Film	Nicole van Kilsdonk	Maureen Versprille, Nicole van Kilsdonk	1,582	3/22/2017	OWN	10	7,223	34,357	3,436
The Longing/Het Verlangen	Topkapi Films	Joram Lürsen	Frank Ketelaar	2,196	3/23/2017	SFD	126	137,778	1,094,852	8,689
Waldstille	Circe Plans	Martijn Maria Smits	Martijn Maria Smits	1,072	3/30/2017	CF	14	3,592	24,498	1,750
Monk	Viking Film	Ties Schenk	Roosmarijn de Carvalho	1,414	4/6/2017	CNA	17	4,302	30,454	1,791
An Act of Defiance/Bram Fischer	Cool Beans	Jean van de Velde	Jean van de Velde	2,500	4/13/2017	SFD	29	28,002	201,924	6,963
Hotel True Love/Hotel de grote L	Kaap Holland	Ineke Houtman	Sjoerd Kuyper	2,000	4/19/2017	eOne	37	26,027	183,288	4,954
Joy of Fatherhood/Voor elkaar gemaakt	NL Film & TV	Martijn Heijne	Marion Pauw	1,500	4/20/2017	DFW	123	127,847	1,031,632	8,387
Quality Time	Pupkin Film	Daan Bakker	Daan Bakker	1,255	4/27/2017	SFD	13	2,225	15,274	1,175
Ascent	Fiona Tan Antithesis Films	Fiona Tan	Fiona Tan	71	5/18/2017	PER	16	9,786	76,724	4,795
Brothers/Broers	BALDR Film	Bram Schouw	Marcel Rooijaards	1,124	6/1/2017	SFD	25	13,332	97,237	3,889
Kill Switch	CTM Pictures	Tim Smit	Charlie Kindinger	1,157	6/1/2017	eOne	9	3,741	25,264	2,807
100% Coco	Tom de Mol Productions	Tessa Schram	Annelou Verboon	1,161	7/6/2017	DFW	107	162,038	1,161,395	10,854
Sing Song	Caviar Films & TV Nederland	Mischa Kamp	Fiona van Heemstra	1,241	7/20/2017	DFW	50	29,016	204,624	4,092
In Blue	IJswater Films	Jaap van Heusden	Jaap van Heusden, Jan Willem den Bok	1,750	9/14/2017	PAR	27	11,611	75,240	2,787
Bella Donna's	Kaap Holland Film	Jon Karthaus	Jon Karthaus	1,600	9/14/2017	DFW	114	201,697	1,583,567	13,891
Tulips, Love, Honour and a Bike/Tulipani: Liefde, Eer en een Fiets	FATT Productions	Mike van Diem	Peter van Wijk i.s.m. Marleen Gorris	5,464	9/21/2017	SFD	45	73,178	557,373	12,386
The Little Vampire/De Kleine Vampier (3D)	First Look/Cool Beans	Richard Claus, Karsten Kullerich	Richard Claus, Larry Wilson	5,834	10/4/2017	eOne	106	85,612	636,189	6,002
My Giraffe/Dikkertje Dap	Lemming Film	Barbara Bredero	Mirjam Oomkes, Laura Weeda	2,346	10/4/2017	IF	148	258,434	1,799,545	12,159
Dummie the Mummy and the Tomb of Achnetoet / Dummie de Mummie en de Tombe van Achnetoet	PV Pictures	Pim van Hoeve	Tijs van Marle	2,065	10/4/2017	DFW	132	223,552	1,558,919	11,810
St. Nicholas and the Golden Horseshoe / Sinterklaas en het Gouden Hoefijzer	Tom de Mol Productions	Aram van de Rest	Sander de Regt	400	10/11/2017	DFW	140	171,538	1,141,467	8,153
Quarterlife/Alles voor elkaar	PV Pictures	Danny Stolker	Liesbeth Strik	1,200	10/12/2017	eOne	99	52,045	421,284	4,255
Younger Days/Kleine IJstijd	NL Film & TV	Paula van der Oest	Paula van der Oest, Rifka Lodeizen	450	10/19/2017	SFD	26	11,777	85,105	3,273
Love over Distance/Weg van jou	NL Film & TV	Jelle de Jonge	Jacqueline Epskamp	1,838	10/19/2017	DFW	115	189,921	1,603,088	13,940
Unwanted/T'padashtun	De Productie	Edon Rizvanolli	Edon Rizvanolli	127	10/26/2017	AMF	4	186	1,329	332
Forbidden Love/Oude Liefde	Waterland Film	Nicole van Kilsdonk	Peer Wittenbols	1,595	11/2/2017	SFD	26	14,934	108,460	4,172
Oh Baby	2CFILM	Thomas Acda	Nienke Römer	1,020	11/9/2017	eOne	72	22,790	176,873	2,457
Lucky in Love/Gek van Geluk	Johan Nijenhuis & Co	Johan Nijenhuis	Jacqueline Epskamp	1,950	12/7/2017	eOne	116	145,284	1,208,749	10,420
Housewives Don't Exist/Huisvrouwen bestaan niet	Nuts & Bolts Film Company	Anielle Webster	Maarten Lebens	1,082	12/21/2017	IF	136	305,424	2,652,620	19,505
Total 35 majority (co)productions				73,025			2,358	3,013,855	23,428,468	
Average				2,086			67	86,110	669,385	
Non-Film Fund releases (estimates)										
Spaak	Steven Dejong Producties	Steven de Jong	Dick van den Heuvel	440	9/7/2017	KEY	25	2,117	14,156	566
Misfit	NewBe	Erwin van den Eshof	Ernst Gonlag, Diane Sno, Karin van den Ende, Erwin van den Eshof	500	9/27/2017	SPL	118	238,995	1,706,533	14,462
The Smart Family/De Familie Slim	Just Productions	Roy Poortmans	Sander de Regt	463	12/6/2017	JFD	108	91,694	655,107	6,066
Total 3 majority (co)productions				1,403			251	332,806	2,375,796	
Total 38 majority (co)productions				74,428			2,609	3,346,661	25,804,264	
Average				1,959			69	88,070	679,060	
Minority coproduction theatrical releases 2017 (in release date order, excluding 3 incoming productions)										
Identicals	Rinkel Film	Simon Pummell	Simon Pummell	1,288	1/18/2017	SFD	1	546	3,500	3,500
The Prime Minister/De Premier	Millstreet Films	Erik van Looy	Carl Joos	5,000	3/2/2017	DFW	12	1,477	10,028	836
Cloudboy	Submarine Film	Meikeminne Clinckspoor	Meikeminne Clinckspoor	1,570	4/19/2017	ITA	11	1,004	6,250	568
Oscuro Animal	Viking Film	Felipe Guerrero	Felipe Guerrero	463	4/27/2017	MOOOV	14	415	2,758	197
Night of a 1000 Hours	KeyFilm	Virgil Widrich	Virgil Widrich	6,590	5/11/2017	SFD	1	21	124	124
All of a Sudden/Auf Einmal	Topkapi Films	Asli Özge	Asli Özge	2,140	5/18/2017	OWN	3	2,069	13,398	4,466
King of the Belgians	Topkapi Films	Peter Brosens, Jessica Woodworth	Peter Brosens, Jessica Woodworth	2,087	5/25/2017	CF	19	16,406	111,864	5,888
En Amont du Fleuve	SNG Film	Marion Hänsel	Hubert Mingarelli, Marion Hänsel	1,812	6/1/2017	CNA	2	934	6,685	3,343
Blessed Benefit	Habbekrats	Mahmoud al Massad	Mahmoud al Massad	992	9/21/2017	PAR	9	1,177	7,955	884
Cargo	100% Halal Productions	Gilles Coulier	Gilles Coulier, Tom Dupont	2,388	9/28/2017	DFW	14	2,957	18,573	1,327
A Gentle Creature	Grانيت Film	Sergei Loznitsa	Sergei Loznitsa	2,106	10/26/2017	IMG	15	5,235	35,765	2,384
White Sun	Waterland Film	Deepak Rauniyar	Deepak Rauniyar	326	10/26/2017	MOOOV	20	4,781	34,601	1,730
Le Fidèle	Kaap Holland	Michael Roskam	Michael Roskam, Thomas Bidegain	8,216	11/2/2017	PAR	29	11,929	83,936	2,894
Vele Hemels boven de zevende	Bastide Films	Jan Matthys	Griet op de Beeck	2,160	11/30/2017	PAR	37	69,471	417,190	11,275
In the Forest of Huckybucky/De Dieren in het Hakkebakkebos	Pedri Animation	Rasmus Svartsen	Karsten Fullu	4,812	12/13/2017	JFD	40	13,845	81,351	2,034
Non-Film Fund releases (estimates)										
Love is thicker than water	Mulholland Pictures	Ate de Jong	Ate de Jong	240	8/31/2017	JFD	8	2,340	17,229	2,154
Subtotal released minority co-productions							235	134,607	851,207	
Average							15	8,413	53,200	
No release in the Netherlands										
Satan said Dance	NFI Motion Pictures	Kasia Roslaniec	Kasia Roslaniec	1,606						
Everybody Happy	Eyeworks Film & TV Drama	Nic Balthazar	Nic Balthazar	2,454						
Le Passe Devant nous	CTM Pictures	Nathalie Teirlinck	Nathalie Teirlinck	1,960						
Handle with Care	Waterland Film	Arild Andresen	Hilde Susan Jægtens	2,358						
Het tweede Gelaat	Phanta Film	Jan Verheyen	Carl Joos	3,982						
Total 21 minority coproductions				54,550						
Grand total 59 films (of which 5 not released)				128,978						

1. as per 7 April 2018



BROTHERS

3. INTERNATIONAL PERFORMANCE AND FESTIVALS

3.1 FEATURES AT MAJOR INTERNATIONAL FESTIVALS IN 2017

66 Dutch majority and minority features (45 unique titles) made it to the world's leading festivals in 2017

In 2017 45 Dutch feature-length films were selected for one of the major international film festivals, which is comparable to 2016 (47 Dutch selections). These films were awarded with 8 feature prizes.

Source: EYE International, Netherlands Film Fund

CANNES

A Gentle Creature
Sergei Loznitsa
MAIN COMPETITION PALME D'OR

VENICE

Oblivion Verses
Alireza Khatami
ORIZZONTI - COMPETITION
ORIZZONTI AWARD
FOR BEST SCREENPLAY

Racer and the Jailbird
Michaël R. Roskam
OUT OF COMPETITION - FICTION

Zama
Lucrecia Martel
OUT OF COMPETITION - FICTION

BERLIN

Centaur
Aktan Arym Kubat
PANORAMA CICAÉ ART CINEMA AWARD

Owls and Mice
Simone van Dusseldorp
GENERATION KPLUS

City of the Sun
Rati Oneli
FORUM

The Sea Stares at Us from Afar
Manuel Muñoz
FORUM

Don't Swallow My Heart, Alligator Girl!
Felipe Bragança
GENERATION 14PLUS

The Wound
John Trengove
PANORAMA

TORONTO

Beyond Words
Urszula Antoniak
CONTEMPORARY WORLD CINEMA

Racer and the Jailbird
Michaël R. Roskam
SPECIAL PRESENTATIONS

TIFF KIDS

Mister Twister at the Pitch
Anielle Webster
TIFF KIDS

The Journey
Mohamed Jabarah Al Daradji
CONTEMPORARY WORLD CINEMA

Mr. Frog
Anna van der Heide
TIFF KIDS

Good Favour
Rebecca Daly
CONTEMPORARY WORLD CINEMA

The Seen and the Unseen
Kamila Andini
PLATFORM

The Day My Father Became a Bush
Nicole van Kilsdonk
TIFF KIDS

Messi and Maud
Marleen Jonkman
DISCOVERY

Tulips, Love, Honour and a Bike
Mike van Diem
CONTEMPORARY WORLD CINEMA

When Grey Is a Colour
Marit Weerheijm
TIFF KIDS
YOUNG PEOPLE JURY AWARD
FOR BEST SHORT FILM

Oblivion Verses
Alireza Khatami
DISCOVERY

Zama
Lucrecia Martel
YEAR-ROUND PROGRAMMING

Dunkirk
Christopher Nolan

Cloudboy
Meikeminne Clinckspoor

LOCARNO

Meteors
Gürcan Keltek
FILMMAKERS OF THE PRESENT COMPETITION

IFFR ROTTERDAM

By the Time It Gets Dark
Anocha Suwichakornpong
BRIGHT FUTURE

The Night of a 1000 Hours
Virgil Widrich
VOICES - LIMELIGHT

Quality Time
Daan Bakker
BRIGHT FUTURE - HIVOS TIGER COMPETITION
MOVIEZONE AWARD

White Sun
Deepak Rauniyar
VOICES - LIMELIGHT

Rey
Niles Atallah
BRIGHT FUTURE - HIVOS TIGER COMPETITION

King of the Belgians
Peter Brosens & Jessica Woodworth
VOICES - LIMELIGHT KNF AWARD

SAN SEBASTIAN

Beyond Words
Urszula Antoniak
OFFICIAL SELECTION

Cargo
Gilles Coulier
NEW DIRECTORS

SUNDANCE

Don't Swallow My Heart, Alligator Girl!
Felipe Bragança
WORLD CINEMA
DRAMATIC COMPETITION

I Dream in Another Language
Ernesto Contreras
WORLD CINEMA
DRAMATIC COMPETITION

The Wound
John Trengove
WORLD CINEMA
DRAMATIC COMPETITION

3.2 NON-FEATURES AT MAJOR INTERNATIONAL FILM FESTIVALS IN 2017

140 selections (131 unique titles) at A-festivals for majority & minority Dutch documentaries, animated films, experimental films & shorts


The number of selections of documentaries, animation films, experimental films & shorts internationally reached 140 in 2017. These films were awarded with 12 prizes.

Source: EYE International



LOCARNO

Harbour
Stefanie Kolk
COMPETITION



CANNES

Lejla
Stijn Bouma
CINÉFONDATION

Mirror of Holland
Bert Haanstra
CANNES CLASSICS



BERLIN

1Minute Nature - Beetle Stef Visjager
Katinka Beahr
GENERATION KPLUS

1Minute Nature - Feeling Like a Caveman
Stef Visjager
Katinka Beahr
GENERATION KPLUS

1Minute Nature - Birds of Prey
Stef Visjager & Katinka Beahr
GENERATION KPLUS

1Minute Nature - Kitten
Stef Visjager & Katinka Beahr
GENERATION KPLUS

1Minute Nature - My Crayfish
Stef Visjager & Katinka Beahr
GENERATION KPLUS

Sabaku
Marlies van der Wel
GENERATION KPLUS

The Brick House
Eliane Esther Bots
FORUM EXPANDED



IDFA

A Butcher's Heart
Marijn Frank
KIDS & DOCS COMPETITION

Fatum (Room 216)
Ramon Gieling
DUTCH COMPETITION

A Stranger Came to Town
Thomas Vroege
DUTCH COMPETITION

Garden of Life
Marco Niemeijer
DUTCH COMPETITION

Independent Boy
Vincent Boy Kars
DUTCH COMPETITION

Instant Dreams
Willem Baptist
FIRST APPEARANCE COMPETITION, DUTCH COMPETITION

Andy's Promise
Nathalie Crum
KIDS & DOCS COMPETITION, IDFA JUNIOR

Back to the Taj Mahal Hotel
Carina Molier
MID-LENGTH COMPETITION, DUTCH COMPETITION

Deaf Child
Alex de Ronde
DUTCH COMPETITION
Audience Award

Love Letters
Tara Fallaux
SHORT DOCUMENTARY COMPETITION

My Happy Complicated Family
Tessa Pope
KIDS & DOCS COMPETITION, IDFA JUNIOR

My Name Is Nobody
Denise Janzee
DUTCH COMPETITION

Piet Is Gone
Jaap van Hoewijk
DUTCH COMPETITION

The Last Fight
Victor Vroegindeweij
DUTCH COMPETITION

LISTEN
Astrid Bussink
KIDS & DOCS COMPETITION
Special Jury Award for Children's Documentary

The Long Season
Leonard Retel Helmrich
FEATURE-LENGTH COMPETITION
Dutch Competition Award for Dutch Documentary

The Monsoonshow
Anneke de Lind van Wijngaarden & Annelies Kruk
KIDS & DOCS COMPETITION, IDFA SCHOOL PROGRAM

The Pilot's Mask
Simonka de Jong
DUTCH COMPETITION

The Red Soul
Jessica Gorter
FEATURE-LENGTH COMPETITION, DUTCH COMPETITION

We Will Maintain
Festus Toll
STUDENT COMPETITION



YAMAGATA INTERNATIONAL DOCUMENTARY FILM FESTIVAL

A Strange Love Affair with Ego
Ester Gould
INTERNATIONAL COMPETITION



hotdocs

HOT DOCS

Bring the Jews Home
Eefje Blankevoort & Arnold van Bruggen

I Was Only 14
Froukje van Wengarden

In Procedure
Jiska Rickels

Cargo
Marina Meijer

Playing God
Karin Jurschick



GIFFONI

Masterspy
Pieter van Rijn

Cloudboy
Meikeminne Clincxspoor



BUSAN INT'L KIDS FILM FESTIVAL

A Gentle Creature
Sergei Loznitsa

Oblivion Verses
Alireza Khatami

The Day My Father Became a Bush
Nicole van Kilsdonk

Storm: Letters of Fire
Dennis Bots



BFI LONDON FILM FESTIVAL

Quality Time
Daan Bakker

The Journey
Mohamed Jabarah Al-Daradji

The Wound
John Trengove

The Day My Father Became a Bush
Nicole van Kilsdonk

Cloudboy
Meikeminne Clincxspoor

Zama
Lucrecia Martel

Racer and the Jailbird
Michaël R. Roskam



CINEKID AMSTERDAM

The Day My Father Became a Bush
Nicole van Kilsdonk
BEST DUTCH FAMILY FILM

100% Coco
Tessa Schram
AUDIENCE AWARD



ACADEMY AWARD (NOMINATION SHORT LIST)

Hoyte van Hoytema
DOP - DUNKIRK

Arjen Tuiten
MAKE-UP & HAIR - WONDER



BUFF INTERNATIONAL FILM FESTIVAL

Storm: Letters of Fire
Dennis Bots

The Day My Father Became a Bush
Nicole van Kilsdonk

Owls and Mice
Simone van Dusseldorp



TRIBECA FILM FESTIVAL

November
Rainer Sarnet
INTERNATIONAL NARRATIVE COMPETITION
BEST CINEMATOGRAPHY IN AN INTERNATIONAL NARRATIVE FEATURE FILM



SHANGHAI

All of a Sudden
Asli Özge

Brimstone
Martin Koolhoven

Night of a 1000 Hours
Virgil Widrich

The Forest of Huckybuckey
Rasmus A. Svertsen

Love & Friendship
Whit Stillman

Quality Time
Daan Bakker

Waldstille
Martijn Maria Smits



EUROPEAN FILM ACADEMY (NOMINATION SHORT LIST)

Brimstone
Martin Koolhoven

Layla M.
Mijke de Jong

A Gentle Creature
Sergei Loznitsa



KRISTIANSAND

The Day My Father Became a Bush
Nicole van Kilsdonk

Owls and Mice
Simone van Dusseldorp



BUSAN

9 Days - From My Window in Aleppo
Issa Touma, Floor van der Meulen & Thomas Vroege
CURTAIN CALL

Greetings From Kropsdam
Joren Molter
EUROPEAN STUDENT FILMS



HAFF HOLLAND ANIMATION FILM FESTIVAL

50 Years of Dutch Ballet Orchestra
Johan Klungel

A City of Rust
Omar El Araby
COMPETITION DUTCH ANIMATION

After a While
Lise Custers
COMPETITION DUTCH ANIMATION, COMPETITION STUDENT FILMS, SCHOOL IN FOCUS: NETHERLANDS BELGIUM

Barcode
Adriaan Lokman
CONNECTING PEOPLE

Big Buck Bunny
Sacha Goedegebure
CONNECTING PEOPLE

Blood Coal
Douwe van der Werf
COMPETITION DUTCH ANIMATION

Bombay: Sea
Martine Rademakers
COMPETITION DUTCH ANIMATION

Branded Dreams: The Future of Advertising
Studio Smack & Stash Magazine

Bullet Time
Frodo Kuipers
COMPETITION DUTCH ANIMATION, SPECIALE HOOGTEPUNTEN

Circle
Wim Goossens
COMPETITION DUTCH ANIMATION, COMPETITION HAFTTUBE

Cloacinae
Serge Onnen & Sverre Fredriksen
COMPETITION DUTCH ANIMATION, COMPETITION SHORTS

Dan and the Big Bad Wolf
Helen Arntsen & Adam Shaw

Dead Wrong
Jan Woudenberg, Joris Vos & Stijn Windig
COMPETITION DUTCH ANIMATION

Dissolve
Gerco de Ruijter
EXPANDING ANIMATION

Golden Oldies
Joost Lieuwma & Daan Velsink
COMPETITION DUTCH ANIMATION, SPECIALE HOOGTEPUNTEN
Audience Award best NL animation

Miffy's Concert
Helen Arntsen & Adam Shaw
NIJNTJES AVONTUREN GROOT EN KLEIN

Polska Warrior
Camiel Schouwenaar
COMPETITION DUTCH ANIMATION, NU OF NOOIT!
Grand Prix NL animation

The Adaption Trilogy
Danit Elgev
COMPETITION STUDENT FILMS, SCHOOL IN FOCUS: NETHERLANDS BELGIUM

Through the Trees
Tamara Janke
COMPETITION STUDENT FILMS, SCHOOL IN FOCUS: NETHERLANDS BELGIUM



TORONTO

Catastrophe
Jamille van Wijngaarden
SHORT CUTS

Chenelva & Sheneeva
Leon Bellaart
TIFF KIDS: REFLECTIONS

Chickens for Kimaru
Eriss Khajira & Anne van Campenhout
TIFF KIDS: THE REEL DEAL

Safia's Summer
Els van Driel
TIFF KIDS: THE REEL DEAL

Sammy Paramaribo - Bittersweet
Barbara Bredero
TIFF KIDS: ME UP FRONT

The Girl of 672K
Mirjam Marks
TIFF KIDS: REFLECTIONS

When Grey is a Colour
Marit Weerheijm
TIFF KIDS: FIRST STEP FORWARD
YOUNG PEOPLE JURY AWARD FOR BEST SHORT FILM / ADULT JURY
Award for Best Live action Short Film



COPENHAGEN INTERNATIONAL DOCUMENTARY FILM FESTIVAL

Burma Storybook
Petr Lom

Che!
Elsbeth Fraanje

Craigslist Allstars
Samira Elagoz

Miss Kiet's Children
Petra Lataster-Czisch & Peter Lataster

The Girl of 672K
Mirjam Marks

To Stay Alive - A Method
Erik Lieshout

Radio Kobani
Reber Dosky

Rocknrollers
Daan Bol

Stranger in Paradise
Guido Hendrikx



IFFR - ROTTERDAM

#43.6
Joost Rekveld
DEEP FOCUS

#5
Joost Rekveld
DEEP FOCUS

Het Doet zo Zeer
Heleen van Royen
VOICES - LIMELIGHT

#11, Marey <-> Moiré
Joost Rekveld
DEEP FOCUS

#2
Joost Rekveld
DEEP FOCUS

#23.3, Book of Mirrors
Joost Rekveld
DEEP FOCUS

#3
Joost Rekveld
DEEP FOCUS

#37
Joost Rekveld
DEEP FOCUS

Cloacinae
Serge Onnen & Sverre Fredriksen
BRIGHT FUTURE - TIGER COMPETITION FOR SHORT FILMS

DAS
Jelmer Wristers
VOICES - SHORT

Dat Likwid Land
Jacob Dwyer
BRIGHT FUTURE - SHORT

AAA (Mein Herz)
Katarina Zdjelar
BRIGHT FUTURE - SHORT

Ascent
Fiona Tan
DEEP FOCUS - SIGNATURES

Ayhan and Me
Belit Sag
BRIGHT FUTURE - SHORT

Burma Storybook
Petr Lom
VOICES - LIMELIGHT

Greetings from Aleppo
Issa Touma, Floor van der Meulen & Thomas Vroege
VOICES - SHORT

Grid Corrections
Gerco de Ruijter & Michel Banabila
BRIGHT FUTURE - SHORT

Information Skies
Daniel van der Velden & Vinca Kruk
BRIGHT FUTURE - TIGER COMPETITION FOR SHORT FILMS

Explosion
Ma Baby Pauline & Curmier Jardin
BRIGHT FUTURE - SHORT

Extrapolate
Johan Rijpma
VOICES - SHORT

Liquid Solid
Nicky Assmann & Joris Strijbos
BRIGHT FUTURE - SHORT

Mother and Son
Jan Nemeč
RETROSPECTIVE

Morabeza Records, een Kaapverdiaans platenlabel uit Rotterdam
Joop de Jong
ROTTERDAM CLASSICS

My Father's Choice
Yan Ting Yuen
VOICES - LIMELIGHT

The Captured Light of an Instant
Lichun Tseng
BRIGHT FUTURE - SHORT

The Hand
Frank Bruinsma
BRIGHT FUTURE - SHORT

The I Mine
Emilio Moreno
BRIGHT FUTURE - SHORT

The Lost Object
Sebastian Diaz Morales
BRIGHT FUTURE - TIGER COMPETITION FOR SHORT FILMS

The Mourning of the Sea
Miguel Peres dos Santos
BRIGHT FUTURE - SHORT

The Remnant
Judith Westerveld
BRIGHT FUTURE - SHORT

The Sailor
Giovanni Giaretta
BRIGHT FUTURE - SHORT

The World of Wubbe
Jan Louter
VOICES

Three Wavelengths
Mikko Keskiivari
VOICES - SHORT

VRFLM
Joost Rekveld
DEEP FOCUS

VISIONS DU RÉEL NYON

Burma Storybook
Petr Lom

China's van Goghs
Haibo Yu, Kiki Tianqi Yu & KiKi Yu

I Know You are There
Thom Vander Beken
Special Mention - Regard Neuf

Syndroms of Mimicry
Anastasija Pirozenko

The Grown-Ups
Maite Alberdi

Western 4.33
Aryan Kaganof

ANNECY

INTERNATIONAL ANIMATION FESTIVAL ANNECY

George & Paul "Sleepwalking"
Joost van den Bosch & Erik Verkerk
TV FILMS IN COMPETITION

Half a Life
Tamara Shogaolu
SHORT FILMS IN COMPETITION

Holland Animation Film Festival Leader 2017
Shiwei Ding Chen Lu
COMMISSIONED FILMS IN COMPETITION

Safe Sex: Powerplay
Greg Lawson
EROTIC ANIMATION - TASTES AND COLOURS: LA JOIE DE VIVRE

The Gap
Patrick Vandebroeck
SHORT FILMS IN COMPETITION

The Human Slaughterhouse
Cesare Davolio
Simon Buijs
COMMISSIONED FILMS IN COMPETITION

Topor and Me
Silvia Kristel
EROTIC ANIMATION - TASTES AND COLOURS: GL(AMOUR)

Tour
Jasmijn Cedee
GRADUATION FILMS COMPETITION

OTTAWA INTERNATIONAL ANIMATION FESTIVAL

Cloacinae
Serge Onnen & Sverre Fredriksen

George & Paul "Sleepwalking"
Joost van den Bosch & Erik Verkerk
Honourable Mention

Grid Corrections
Gerco de Ruijter & Michel Banabila

Happy
Alice Saey
Award for Best Commissioned Animation

Heads Together
Job, Joris & Marieke

Sabaku
Marlies van der Wel

Tour
Jasmijn Cedee

3.3 INTERNATIONAL FILM FESTIVALS

491 international festivals selected Dutch majority & minority films

In 2017 491 unique Dutch (majority & minority) film titles were selected by international festivals worldwide., resulting in a total of 1,407 selections (540 unique films and 1,484 selections in 2016)..

* Source: EYE International

	2013	2014	2015	2016	2017
Unique Dutch films selected at International film festivals	494	620	432	540	491
Selections of Dutch films at international film festivals	1172	1840	1392	1484	1407
Selections of Dutch films at other venues (festivals, embassy's, theatres, archives, art centres etc)	544	38	170	316	69
Total Dutch films screened internationally (festivals and other venues, est. average 3 screenings per venue)	5148	5634	4686	5400	4431

3.4 PRIZES INTERNATIONAL FILM FESTIVALS


152 prizes for Dutch films at international festivals

In 2017 152 prizes were won at international festivals. As in previous years, the largest winning categories were Dutch features (58 prizes) and Dutch documentaries (44 prizes).

Source: EYE International

PRIZES AT ALL INTERNATIONAL FESTIVALS
 Prizes for persons
 Animation
 Shorts
 Documentaries
 Feature films

DUTCH FILMS AT INTERNATIONAL FILM FESTIVALS



3.5 VISITS TO MAJOR DUTCH FILM FESTIVALS IN 2017

963,811 visits to main 10 Dutch film festivals in 2017

In 2017 IFFR and IDFA were the best performing film festivals in terms of admissions and social media presence. Both film festivals continued to increase their admissions as well as their Facebook likes and Twitter followers. In total 123 film festivals took place in the Netherlands, 6 more compared to 2016.

Source: annual reports respective festivals and Festival Atlas 2017, Harry van Vliet (2018)
 Based on tickets (sold and free) excluding festival tours
 * Cinekid as from 2017 excluding festival tours

Social media presence main Dutch Film Festivals	Facebook Likes 2016	Facebook Likes 2017	Twitter Followers 2016	Twitter Followers 2017
International Film Festival Rotterdam (IFFR)	89,112	95,740	22,540	24,164
International Documentary Film Festival Amsterdam (IDFA)	56,879	61,707	27,378	29,302
Netherlands Film Festival (NFF)	18,079	19,762	16,468	16,705
Cinekid	7,049	8,237	761	992
Film by the Sea (FBTS)	4,184	4,584	2,473	2,498
Holland Animation Film Festival (HAFF)	7,415	8,304	2,591	2,717
Imagine	6,271	8,130	2,079	2,229
Go Short	9,969	11,115	5,308	5,437
Noordelijk Film Festival	3,949	3,949	1,555	1,555
Leiden International Film Festival	9,460	11,070	2,504	2,537

TOP 5 FILM FESTIVALS FACEBOOK LIKES 2017*

- INTERNATIONAL FILM FESTIVAL ROTTERDAM 95,740
- INTERNATIONAL DOCUMENTARY FESTIVAL AMSTERDAM 61,707
- PLUK DE NACHT OPEN AIR FILMFESTIVAL 35,797
- SCENECS INTERNATIONAL DEBUT FILMFESTIVAL 22,359
- PLEINBIOSCOOP 19,966

TOP 5 FILM FESTIVALS TWITTER FOLLOWERS 2017*

- INTERNATIONAL DOCUMENTARY FESTIVAL AMSTERDAM 29,302
- INTERNATIONAL FILM FESTIVAL ROTTERDAM 24,164
- MOVIES THAT MATTER FILM FESTIVAL 20,887
- NEDERLANDS FILM FESTIVAL 16,705
- SCENECS INTERNATIONAL DEBUT FILMFESTIVAL 12,989

TOP 5 FILM FESTIVALS YOUTUBE VIEWS 2017*

- INTERNATIONAL FILM FESTIVAL ROTTERDAM 39,944,849
- NEDERLANDS FILM FESTIVAL 34,676,527
- INTERNATIONAL DOCUMENTARY FESTIVAL AMSTERDAM 3,922,146
- NOORDELIJK FILM FESTIVAL 379,042
- CINEDANS FESTIVAL 242,833

* Based or main event in the Netherlands
 Source: Festival Atlas 2017, Harry van Vliet (2018)

Dutch film festivals

2016	2017
117 film festivals	123 film festivals
174 editions	151 editions
18 new festivals	10 new festivals (12 editions)
83% is annual	84% is annual
37% takes place in Amsterdam and Rotterdam	47% takes place in Amsterdam and Rotterdam
93% indoors and 93% paid	91% indoors and 92% paid
52% showed features	78% showed features
45% showed documentaries	48% showed documentaries
32% showed shorts	71% showed shorts
268 prizes	408 prizes - 18 of which audience are awards

Visits to the major Dutch Film Festivals

Festivals	2013	2014	2015	2016	2017
International Film Festival Rotterdam (IFFR)	280,000	287,000	302,000	314,000	329,000
International Documentary Film Festival Amsterdam (IDFA)	234,503	255,880	255,000	280,000	285,000
Netherlands Film Festival (NFF)	150,023	148,037	145,000	149,000	147,843
Cinekid*	101,076	76,700	56,371	64,002	36,291
Film by the Sea (FBTS)	46,000	46,200	41,200	43,300	46,100
Holland Animation Film Festival (HAFF)	17,282	21,340	18,224	19,400	18,437
Imagine	24,831	25,244	16,250	23,500	21,000
Go Short	16,482	18,631	19,300	25,994	18,431
Noordelijk Film Festival	17,000	20,000	20,000	21,500	22,500
Leiden International Film Festival	30,000	33,000	35,000	36,182	39,209
Total	917,197	932,032	908,345	976,878	963,811





STORM: LETTERS OF FIRE

4. DISTRIBUTION

4.1 TOP 20 ADMISSIONS ALL RELEASES IN 2017

Box-office share Top 20 shows decrease

The top 20 best performing titles of 2017 accounted for 34% of all tickets sold in the Netherlands. This box-office share continued to decrease (2015: 46%; 2016: 40%). Sequels and family films cover the top 5 best performing titles in 2017, with Despicable Me 3 as the best performing film of the year with a total of 1.3 million visits. For the first time in 20 years, no Dutch film made it to the top 20. Two films were co-produced with the Netherlands: Dunkirk and The Hitman's Bodyguard.

DFW-Dutch FilmWorks/UPI-Universal Pictures International Netherlands/WB-Warner Bros. Pictures Holland/WB (FOX)-Warner Bros. 20th Century Fox catalogus/WDS-Walt Disney Studios Motion Pictures.

Source: NVBF

Top 20 Admissions

Title	Distributor	Release date	Admissions (x1000)	Cumulative admissions (per 2018)	Share of total admissions %	GBO € (x 1000)	Cumulative GBO € (per 2018)	Share of total GBO %	Total prints released
1 Despicable Me 3 (3D)	UPI	6/29/2017	1,338		3.72%	10,540		3.49%	425
2 Pirates of the Caribbean: Salazar's Revenge (3D)	WDS	5/25/2017	1,018		2.83%	9,937		3.29%	262
3 Beauty and the Beast (3D)	WDS	3/30/2017	850		2.36%	8,061		2.67%	254
4 Fast & Furious 8	UPI	4/13/2017	848		2.36%	7,670		2.54%	130
5 The Boss Baby (3D)	WB(FOX)	4/19/2017	801		2.22%	6,121		2.03%	275
6 Dunkirk (co-financed with the Netherlands)	WB	7/20/2017	756	758	2.10%	6,945	6,963	2.30%	152
7 Star Wars: The Last Jedi (3D)	WDS	12/14/2017	697	984	1.94%	7,685	10,857	2.55%	267
8 Fifty Shades Darker	UPI	2/9/2017	686		1.90%	5,971		1.98%	134
9 Sing (3D)	UPI	12/15/2016	673	1,122	1.87%	5,287	8,851	1.75%	327
10 IT	WB	9/7/2017	581		1.61%	5,192		1.72%	146
11 Murder On The Orient Express	WB(FOX)	11/9/2017	531	608	1.48%	4,635	5,315	1.54%	163
12 Smurfs: The Lost Village/De Smurfen en het Verloren Dorp (3D)	UPI	4/6/2017	461		1.28%	3,471		1.15%	267
13 The Emoji Movie (3D)	UPI	8/10/2017	408		1.13%	3,079		1.02%	270
14 Guardians of the Galaxy Vol. 2 (3D)	WDS	4/27/2017	396		1.10%	3,998		1.32%	202
15 Thor: Ragnarok (3D)	WDS	10/26/2017	393		1.09%	3,958		1.31%	191
16 Kong: Skull Island (3D)	WB	3/9/2017	378		1.05%	3,695		1.22%	185
17 Kingsman: The Golden Circle (3D)	WB(FOX)	9/21/2017	378		1.05%	3,267		1.08%	163
18 Spider-Man: Homecoming (3D)	UPI	7/6/2017	372		1.03%	3,511		1.16%	206
19 Coco (3D)	WDS	11/30/2017	370	687	1.03%	2,891	5,367	0.96%	343
20 The Hitman's Bodyguard (co-financed with the Netherlands)	DFW	8/17/2017	367		1.02%	3,061		1.01%	117
sub total top 20			12,302,155		34.16%	108,974,518		36.10%	
total of all admissions / GBO revenue			36,010,417			301,901,787			

4.2 TOP 20 ADMISSIONS FOR DUTCH FILMS IN 2017

No major Dutch crowd-pleaser in 2017

The top 20 best performing Dutch titles of 2017 gained a market share of 84.4%, which is a slight increase compared to 2016 (82.08%). There was no major Dutch crowd-pleaser in 2017, the audience was scattered over various Dutch films. The total admissions for Dutch films increased slightly from 4.2 million admissions in 2016 to 4.3 million admissions in 2017. SOOF 2 (the sequel) was released in 2016 was the best performing title in both 2016 and 2017.

Top 20 Admissions Dutch films 2017

Title	Distributor	Release date	Admissions (x1000)	Cumulative admissions (per 14/3/2018)	Share of total admissions%	GBO € (x1000)	Cumulative GBO € (per 14/3/2018)	Share of total GBO %	Total prints released	Gender director (♂/♀)	Gender screenplay writer (♂/♀)
1 Soof 2 (sequel)	DFW	12/8/2016	356	898	8.23%	3,036	7,655	9.07%	139	F	F
2 Boys will be Boys /Onze Jongens	eOne	12/29/2016	301	362	6.96%	2,576	3,068	7.70%	110	M	F
3 My Giraffe/Dikkertje Dap	IF	10/5/2017	252	259	5.83%	1,755	1,804	5.24%	154	F	F/F
4 Misfit	SPL	9/28/2017	239		5.53%	1,705		5.09%	119	M	M/F/F/M
5 Dummie the Mummy and the Tomb of Achnetoet / Dummie de Mummie en de Tombe van Achnetoet (sequel)	DFW	10/5/2017	223		5.16%	1,553		4.64%	132	M	M
6 Home is where the Heart is /Tuintje in mijn Hart	DFW	3/2/2017	217		5.02%	1,813		5.42%	111	M	M
7 Mister Twister at the Pitch /Mees Kees langs de Lijn (sequel)	eOne	12/7/2016	212	360	4.90%	1,498	2,563	4.48%	135	F	M
8 Bella Donna's	DFW	9/14/2017	202		4.67%	1,584		4.73%	114	M	M/M
9 Brimstone	PAR	1/12/2017	192	197	4.44%	1,606	1,634	4.80%	101	M	M
10 Love over Distance /Weg van jou	DFW	10/19/2017	187	190	4.32%	1,583	1,602	4.73%	115	M	F/F
11 Ron Goossens, Low-Budget Stuntman	eOne	1/26/2017	180		4.16%	1,531		4.57%	102	M/M	M/M
12 St.Nicholas and the Golden Horseshoe/ Sinterklaas en het Gouden Hoefijzer	DFW	10/12/2017	172		3.98%	1,141		3.41%	145	M	M/M
13 100% Coco	DFW	7/6/2017	162		3.75%	1,161		3.47%	108	F	F
14 The Longing/Het Verlangen	SFD	3/23/2017	138		3.19%	1,094		3.27%	128	M	M
15 Joy of Fatherhood/Voor elkaar gemaakt	DFW	4/20/2017	128		2.96%	1,032		3.08%	123	M	M
16 Lucky in Love/Gek van Geluk	eOne	12/7/2017	126	145	2.91%	1,040	1,209	3.11%	118	M	F
17 Housewives Don't Exist /Huisvrouwen bestaan niet	IF	12/21/2017	121	305	2.80%	1,036	2,649	3.10%	138	F	M
18 The Little Vampire /De kleine Vampier (3D)	eOne	10/4/2017	85		1.97%	635		1.90%	133	M/M	M/M
19 Down To Earth	DTE	10/20/2016	83	143	1.92%	676	1,185	2.02%	41	F/M	M
20 Storm: Letters of Fire/Storm: Letters van Vuur	DFW	1/19/2017	72		1.66%	497		1.48%	107	M	F
sub total top 20			3,648		84.35%	28,552		85.31%		♂ =74% ♀ =26%	♂ =62% ♀ =38%
total of all admissions / GBO revenue Dutch releases			4,325			33,470					

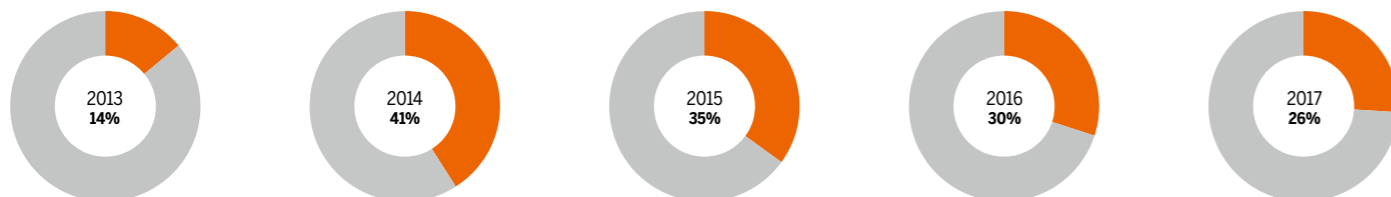
4.3 GENDER TOP 20

Fewer titles in the top 20 best performing Dutch film were made by a female director in 2017 (26%) compared to 2016 (30%).

Source: NVBF

FEMALE DIRECTORS IN TOP 20 GROSSING DUTCH FILMS:

female
male



4.4 TOP 20 ADMISSIONS DUTCH FILMS 2008-2017

No new entries in Top 20 2008-2017

The Top 20 Dutch films released in 2008-2017 shows no new entries. SOOF 2 (the sequel) was the last new title which entered the Top 20 in 2016.

Source: NVBF

Releases 2008-2017	Release date	Distributor	Admissions (x1,000)	GBO (x1,000 €)
1 Viper's Nest 2/Gooische Vrouwen 2 (sequel)	04/12/14	IF	2,002	16,927
2 Viper's Nest/Gooische Vrouwen	10/03/11	IF	1,919	15,060
3 Stricken/Komt een Vrouw bij de Dokter	26/11/09	BFD	1,211	9,255
4 New Kids: Turbo	09/12/10	BFD	1,087	8,821
5 Soof 2 (sequel)	08/12/16	DFW	898	7,655
6 Nova Zembla (3D)	24/11/11	BFD	892	8,294
7 The Family Way/Alles is Familie	22/11/12	AFD	873	7,114
8 Winter in Wartime/Oorlogswinter	27/11/08	BFD	845	6,201
9 Lessons in Love/Soof	12/12/13	IF	786	6,421
10 The Storm/De Storm	17/09/09	UPI	744	4,732
11 Loving Ibiza/Verliefd op Ibiza	31/01/13	AFB	715	5,817
12 The New Wilderness/De Nieuwe Wildernis	26/09/13	DFW	699	5,294
13 The Admiral /Michiel de Ruyter	29/01/15	AFS	694	5,959
14 Mister Twister - Class Of Fun/Mees Kees	03/10/12	eOne	602	4,142
15 Mister Twister Goes Camping/Mees Kees op Kamp (sequel)	11/12/13	eOne	595	4,194
16 Mister Twister on Stage/Mees Kees op de Planken (sequel)	03/12/14	eOne	586	4,053
17 Anubis & het Pad der 7 Zonden	08/10/08	IF	561	3,683
18 Tuscan Wedding/Toscaanse Bruiloft	30/01/14	AFB	557	4,489
19 Bon Bini Holland	10/12/15	eOne	557	4,682
20 The Happy Housewife/De Gelukkige Huisvrouw	15/04/10	BFD	521	3,862

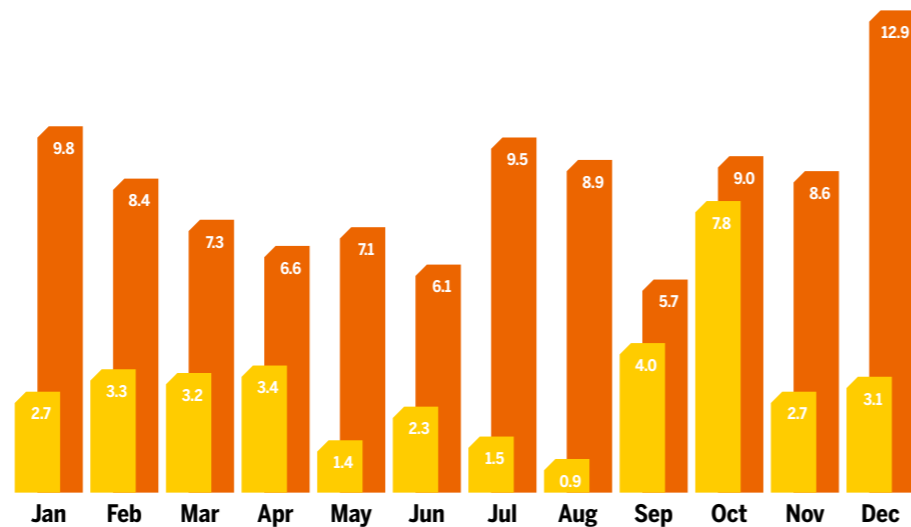
Top Dutch titles all time	Release date	Admissions (x1,000)
1 Turkish Delight/Turks Fruit	22/02/73	3,338
2 Fanfare	24/10/58	2,636
3 Ciske de Rat (1955)	07/10/55	2,433
4 Business is Business/Wat zien ik	04/09/71	2,359
5 Blue Movie	30/09/71	2,335
6 Flodder	18/12/86	2,314
7 Viper's Nest 2/Gooische Vrouwen 2 (sequel)	04/12/14	2,002
8 Viper's Nest/Gooische Vrouwen	10/03/11	1,914
9 Katie Toppel/Keetje Tippel	06/03/75	1,829
10 The Human Dutch/Alleman	20/12/63	1,665
11 Ciske de Rat (1984)	29/03/84	1,593
12 Soldier of Orange/Soldaat van Oranje	22/09/77	1,547
13 Flodder in Amerika (Sequel)	03/07/92	1,494
14 De Overval	21/12/62	1,474
15 Love is all/Alles is Liefde	11/10/07	1,318
16 A Kingdom for a Horse/Koninkrijk voor een Huis	11/03/49	1,292
17 Stricken/Komt een Vrouw bij de Dokter	26/11/09	1,211
18 Kruiemeltje	09/12/99	1,136
19 Sterren stralen overal	30/01/53	1,130
20 Spetters	28/02/80	1,124

4.5 MONTHLY BOX OFFICE AND RELEASES DUTCH FEATURES

Release period and box office potential still out of sync

The total box-office peaks in Summer and during the Sint Nicholas and Christmas season, whereas most Dutch films are released in September and October.

Source: Netherlands Film Fund. Measured 2008-2017.



% Monthly box office share (average)
Number of Dutch releases (average)

4.6 DISTRIBUTOR MARKET SHARES 2013-2017

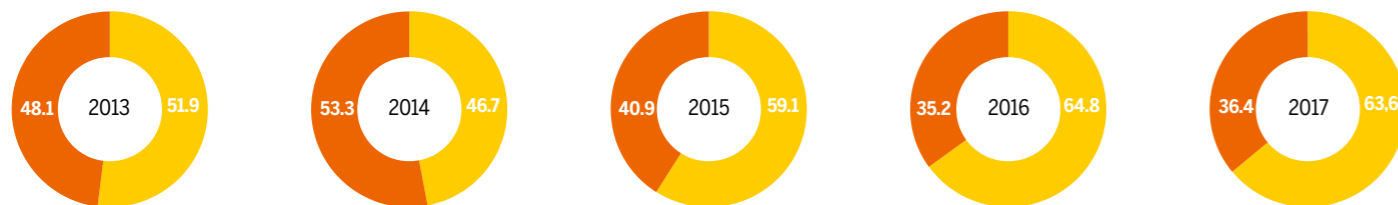
63.3% market share for majors and 36.4% for independent distributors

Though the majors still take a bigger distributor market share compared to the independent distributors, the majors show a slight decrease in their market share in 2017 (2016: 64.8%), whereas the market share for independent distributors slightly increased (2016: 35.2%).

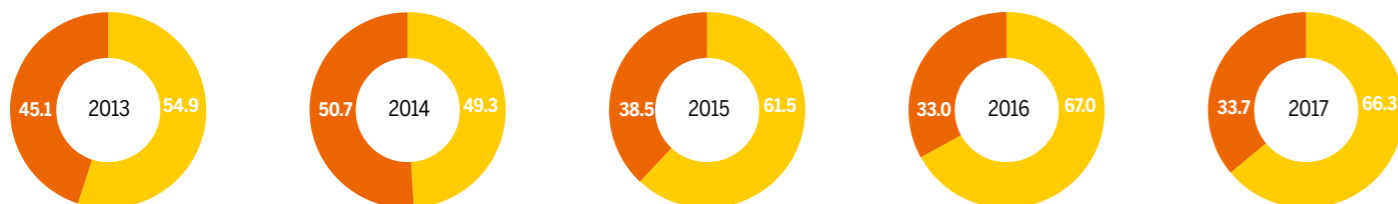
Source: NVBF

MARKET SHARE FOR MAJORS AND INDEPENDENT DISTRIBUTORS

% admissions independents
% admissions majors



% gross box office independents
% gross box office majors



	2013 (1000s)	%	2014 (1000s)	%	2015 (1000s)	%	2016 (1000s)	%	2017 (1000s)	%	Title with the most admissions in 2017
ADMISSIONS (x1000)											
Majors											
Universal Pictures International Netherlands B.V. ¹	6,096	19.8%	4,298	13.9%	9,921	30.1%	8,460	24.7%	9,915	27.5%	Despicable Me 3 (3D)
Warner Bros. Pictures International (Holland) B.V. ²	6,642	21.6%	8,371	27.1%	6,242	18.9%	8,448	24.7%	8,289	23.0%	The Boss Baby (3D)
The Walt Disney Company (Benelux) B.V.	2,527	8.2%	1,716	5.6%	3,318	10.1%	5,252	15.4%	4,709	13.1%	Pirates of the Caribbean: Salazar's Revenge (3D)
Sony Pictures Releasing Holland B.V. (until 01-03-2013)	727	2.4%									
Subtotal	15,992	51.9%	14,385	46.7%	19,480	59.1%	22,161	64.8%	22,913	63.6%	
Independents											
Dutch Filmworks	3,283	10.7%	2,556	8.3%	2,322	7.0%	2,801	8.2%	2,802	7.8%	Soof 2
Independent Films B.V.	2,289	7.4%	4,802	15.6%	3,323	10.1%	1,618	4.7%	2,607	7.2%	La La Land
Entertainment One Benelux B.V.	2,680	8.7%	2,611	8.5%	1,671	5.1%	3,349	9.8%	1,833	5.1%	Boys Will Be Boys/Onze Jongens
Splendid Film B.V.							192	0.6%	1,092	3.0%	Moonlight
The Searchers							214	0.6%	936	2.6%	Bad Moms 2
Paradiso Entertainment Nederland B.V.	583	1.9%	878	2.8%	811	2.5%	511	1.5%	664	1.8%	Brimstone
September Film Distribution	429	1.4%	461	1.5%	621	1.9%	965	2.8%	602	1.7%	The Longing/Het Verlangen
Cinéart Nederland B.V.	661	2.1%	578	1.9%	639	1.9%	557	1.6%	535	1.5%	Loving Vincent
Just Film Distribution	231	0.7%	838	2.7%	588	1.8%	294	0.9%	345	1.0%	Ghosthunters/Spokenjagers
Lumière Publishing B.V.	146	0.5%	440	1.4%	496	1.5%	242	0.7%	248	0.7%	The Square
Cinema Delicatessen	25	0.1%	37	0.1%	86	0.3%	116	0.3%	181	0.5%	Kedi
Cinemien (ABC Theatrical Distribution B.V.)	431	1.4%	330	1.1%	351	1.1%	349	1.0%	168	0.5%	Walk with Me
Imagine Film Distributie Nederland B.V.	105	0.3%	125	0.4%	233	0.7%	163	0.5%	157	0.4%	Paterson
Periscoop Film					30	0.1%	48	0.1%	114	0.3%	Your Name
Cherry Pickers Film Distributie							33	0.1%	102	0.3%	Lady Macbeth
Arti Film V.O.F.	24	0.1%	12	0.0%	20	0.1%	64	0.2%	71	0.2%	Perfetti Sconosciuti
Eye Filmmuseum	80	0.3%	58	0.2%	42	0.1%	47	0.1%	61	0.2%	Howards End (re-release)
Amstelfilm B.V.	39	0.1%	35	0.1%	56	0.2%	55	0.2%	31	0.1%	Donkeyote
Twin Film	41	0.1%	34	0.1%	30	0.1%	18	0.1%	26	0.1%	Raven the Little Rascal - The Big Race / Raafje met de rode Sok
Mooov Film Distribution					4	0.0%	18	0.1%	21	0.1%	White Sun
Remain in Light B.V.			201	0.7%	214	0.6%	19	0.1%			
Stichting Incasso A-Film					1,389	4.2%					
A-Film Benelux MSD B.V.	2,912	9.4%	2,071	6.7%	210	0.6%					
Benelux Film Distributors (until 01-06-2013)	432	1.4%									
Filmfreak Distributie	114	0.4%									
Moonlight Films BV	44	0.1%									
Other	277	0.9%	381	1.2%	354	1.1%	358	1.0%	501	1.4%	Recept Ivedik 5
Subtotal	14,826	48.1%	16,449	53.3%	13,490	40.9%	12,032	35.2%	13,098	36.4%	
Total	30,818		30,834		32,970		34,193		36,010		

	2013 (1000s €)	%	2014 (1000s €)	%	2015 (1000s €)	%	2016 (1000s €)	%	2017 (1000s €)	%
GROSS BOX OFFICE (x1000 €)										
Majors										
Universal Pictures International Netherlands B.V.1	50,383	20.2%	36,289	14.5%	86,739	31.4%	71,203	24.7%	83,976	27.8%
Warner Bros. Pictures International (Holland) B.V. 2	58,560	23.5%	72,256	28.9%	53,304	19.3%	73,861	25.7%	71,632	23.7%
The Walt Disney Company (Benelux) B.V.	21,693	8.7%	14,751	5.9%	29,644	10.7%	47,794	16.6%	44,643	14.8%
Sony Pictures Releasing Holland BV	6,130	2.5%								
Subtotal	136,766	54.9%	123,296	49.3%	169,688	61.5%	192,858	67.0%	200,251	66.3%
INDEPENDENTS										
Dutch Filmworks	25,071	10.1%	19,663	7.9%	17,596	6.4%	22,256	7.7%	21,918	7.3%
Independent Films B.V.	18,105	7.3%	39,069	15.6%	27,921	10.1%	13,114	4.6%	20,726	6.9%
Entertainment One Benelux B.V.	20,464	8.2%	19,614	7.8%	12,997	4.7%	27,233	9.5%	14,388	4.8%
Splendid Film B.V.							1,579	0.5%	8,379	2.8%
The Searchers							1,655	0.6%	7,294	2.4%
Paradiso Entertainment Nederland B.V.	4,281	1.7%	6,339	2.5%	6,250	2.3%	3,788	1.3%	5,129	1.7%
September Film Distribution (Wild Bunch Benelux Distribution B.V.)	3,104	1.2%	3,413	1.4%	4,774	1.7%	7,488	2.6%	4,526	1.5%
Cinéart Nederland B.V.	4,766	1.9%	4,125	1.6%	4,787	1.7%	4,039	1.4%	3,968	1.3%
Just Film Distribution	1,699	0.7%	6,405	2.6%	4,396	1.6%	2,189	0.8%	2,351	0.8%
Lumière Publishing B.V.	937	0.4%	3,527	1.4%	3,474	1.3%	1,796	0.6%	1,886	0.6%
Cinema Delicatessen	218	0.1%	258	0.1%	701	0.3%	962	0.3%	1,452	0.5%
Cinemien (ABC Theatrical Distribution B.V.)	3,191	1.3%	2,431	1.0%	2,647	1.0%	2,637	0.9%	1,214	0.4%
Imagine Film Distributie Nederland B.V.	755	0.3%	909	0.4%	1,727	0.6%	1,178	0.4%	1,160	0.4%
Periscoop Film					223	0.1%	358	0.1%	862	0.3%
Cherry Pickers Film Distributie							249	0.1%	747	0.2%
Arti Film			72	0.0%	137	0.0%	495	0.2%	517	0.2%
Eye Filmmuseum	560	0.2%	422	0.2%	315	0.1%	357	0.1%	458	0.2%
Amstelfilm B.V.	261	0.1%	242	0.1%	401	0.1%	393	0.1%	217	0.1%
Twin Film	256	0.1%	210	0.1%	168	0.1%	108	0.0%	157	0.1%
Mooov Film Distribution					32	0.0%	116	0.0%	144	0.0%
Remain in Light B.V.			1,378	0.6%	1,558	0.6%	128	0.0%		
Stichting Incasso A-Film					11,523	4.2%				
A-Film Benelux MSD B.V.	22,421	9.0%	16,010	6.4%	1,549	0.6%				
Benelux Film Distributors (until 01-06-2013)	3,167	1.3%								
Filmfreak Distributie	788	0.3%								
Moonlight Films BV	301	0.1%								
Other	2,231	0.9%	2,730	1.1%	2,938	1.1%	2,738	1.0%	4,158	1.4%
Subtotal	112,576	45.1%	126,818	50.7%	106,114	38.5%	94,857	33.0%	101,651	33.7%
Total	249,342,000		250,114		275,802		287,715		301,902	

1) (incl. Sony)
2) (incl. 20th Century Fox)
Source: NVBF

5. EXHIBITION

5.1 COUNTRY SHARES OF ADMISSIONS / GROSS BOX OFFICE 2013-2017

21.4% market share for European films in Dutch cinemas, of which 12% for domestic productions

Due to an increase in market share for American films and products from other countries than European, the market share for European films in the Netherlands decreased slightly to 21.4%. The market share for American films in the Netherlands grew again to 75.4% in 2017, following the growth since 2014 (64.6%).

Source: NVBF

European Union	Number of titles	Prints	Releases with most admissions
Dutch films	58	3,040	Soof 2
British films	30	1,340	Loving Vincent
French films	40	1,256	Demain Tout Commence
German films	8	309	Ghosthunters/Spokenjagers
Italian films	2	28	Perfetti Sconosciuti
Belgian films	16	532	Bigfoot Junior (3D)
Swedish films	5	123	The Square
Irish films	1	35	Maudie
Spanish films	3	110	The Fury of a Patient Man
Other EU films	25	460	
Subtotal EU	188	7,233	
American films	165	14,608	Despicable Me 3
Films from all other countries	79	1,958	
Subtotal outside EU	244	16,566	

ADMISSIONS	2013 (1000s)	%	2014 (1000s)	%	2015 (1000s)	%	2016 (1000s)	%	2017 (1000s)	%
European Union										
Dutch films	6,267	20.3%	6,447	20.9%	6,210	18.8%	4,194	12.3%	4,325	12.0%
British films	816	2.6%	986	3.2%	1,835	5.6%	1,883	5.5%	1,295	3.6%
French films	612	2.0%	612	2.0%	674	2.0%	687	2.0%	1,135	3.2%
German films	340	1.1%	134	0.4%	238	0.7%	164	0.5%	204	0.6%
Italian films	191	0.6%	178	0.6%	218	0.7%	247	0.7%	53	0.1%
Spanish films	279	0.9%	30	0.1%	20	0.1%	202	0.6%	33	0.1%
Other EU films	421	1.4%	713	2.3%	378	1.1%	786	2.3%	664	1.9%
Subtotal Europe	8,926	29.0%	9,100	29.5%	9,573	29.0%	8,162	23.9%	7,709	21.4%
American films	21,035	68.3%	19,930	64.6%	22,350	67.8%	25,436	74.4%	27,164	75.4%
Other films	857	2.8%	1,805	5.9%	1,047	3.2%	594	1.7%	1,138	3.2%
Total	30,818		30,834		32,970		34,193		36,010	
GROSS BOX OFFICE	2013 (€ 1000s)	%	2014 (€ 1000s)	%	2015 (€ 1000s)	%	2016 (€ 1000s)	%	2017 (€ 1000s)	%
European Union										
Dutch films	47,528	19.0%	49,280	19.7%	48,874	17.7%	32,837	11.4%	33,470	11.1%
British films	6,212	2.5%	7,290	2.9%	13,822	5.0%	15,702	5.5%	9,740	3.2%
French films	4,451	1.8%	960	0.4%	5,056	1.8%	5,157	1.8%	8,982	3.0%
German films	2,412	1.0%	210	0.1%	1,792	0.6%	1,267	0.4%	1,436	0.5%
Italian films	1,482	0.6%	1,397	0.6%	1,678	0.6%	1,885	0.7%	379	0.1%
Spanish films	2,232	0.9%	4,476	1.8%	132	0.0%	1,517	0.5%	228	0.1%
Other European films	2,882	1.2%	5,162	2.1%	2,719	1.0%	5,646	2.0%	4,952	1.6%
Subtotal Europe	67,199	26.9%	68,773	27.5%	74,073	26.9%	64,011	22.2%	59,187	19.6%
American films	175,703	70.4%	165,633	66.2%	193,202	70.1%	219,294	76.2%	233,909	77.5%
Other films	6,605	2.6%	15,708	6.3%	8,527	3.1%	4,410	1.5%	8,806	2.9%
Total	249,507		250,114		275,802		287,715		301,902	

5.2 FILMS SCREENED 2013-2017

58 Dutch films released with 3,040 prints

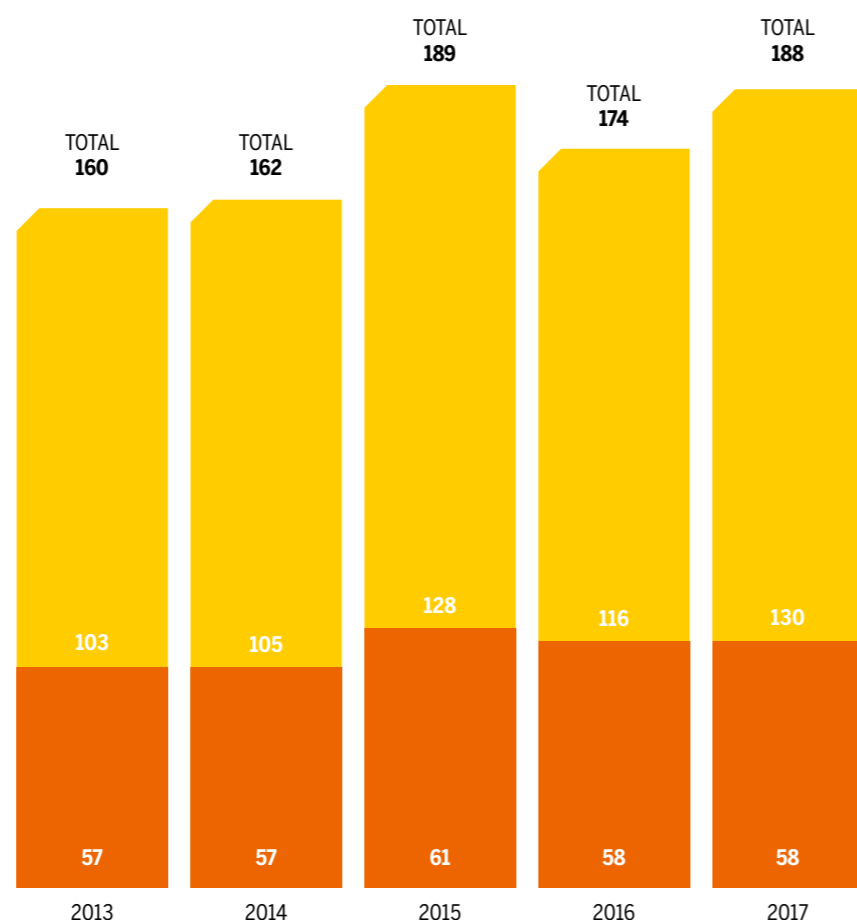
58 Dutch features and documentary films (majority co-productions) were released in 2017 in the Netherlands according to NVBF (similar to 2016). These were released with 3,040 prints, which are fewer compared to 2016 (3,219 prints).* The Netherlands Film Fund counted a total of 64 feature length Dutch films theatrically released in 2017 (38 features and 26 documentaries, see charts 1.3 and 1.4, minority co-productions excluded).

For co-productions the country of origin of the main production company is the determining factor

* From 2016 onwards a different method is used for counting number of titles and prints

Please note NVBF and Netherlands Film Fund figures may differ, because NVBF only counts releases registered in their communication system.

Source: NVBF



NEW RELEASES EUROPEAN UNION

Dutch films
Other European films

New releases / prints ¹	2013		2014		2015		2016*		2017*	
	Titles	Prints	Titles	Prints	Titles	Prints	Titles	Prints	Titles	Prints
European Union										
Dutch films	57	2,713	57	2,711	61	3,461	58	3,219	58	3,040
British films	26	641	27	698	30	1,137	14	673	30	1,340
German films	12	417	10	117	11	333	10	294	8	309
Spanish films	5	210	3	34	4	54	6	268	3	110
French films	31	446	29	522	40	695	32	892	40	1,256
Italian films	5	68	6	60	10	185	13	263	2	28
Other EU films	24	376	30	654	33	441	41	1,003	47	1,150
Subtotal EU	160	4,871	162	4,796	189	6,306	174	6,612	188	7,233
American films	166	9,568	154	9,524	144	9,357	166	14,492	165	14,608
Other films	27	325	46	1,188	38	611	67	1,145	79	1,958
Total	353	14,764	362	15,508	371	16,274	407	22,249	432	23,799

1) for co-productions the country of origin of the main production company is the determining factor.

* From 2016 onwards a different method is used for counting number of titles and prints

5.3 CINEMAS 2013-2017

274 theatres with 956 screens in the Netherlands

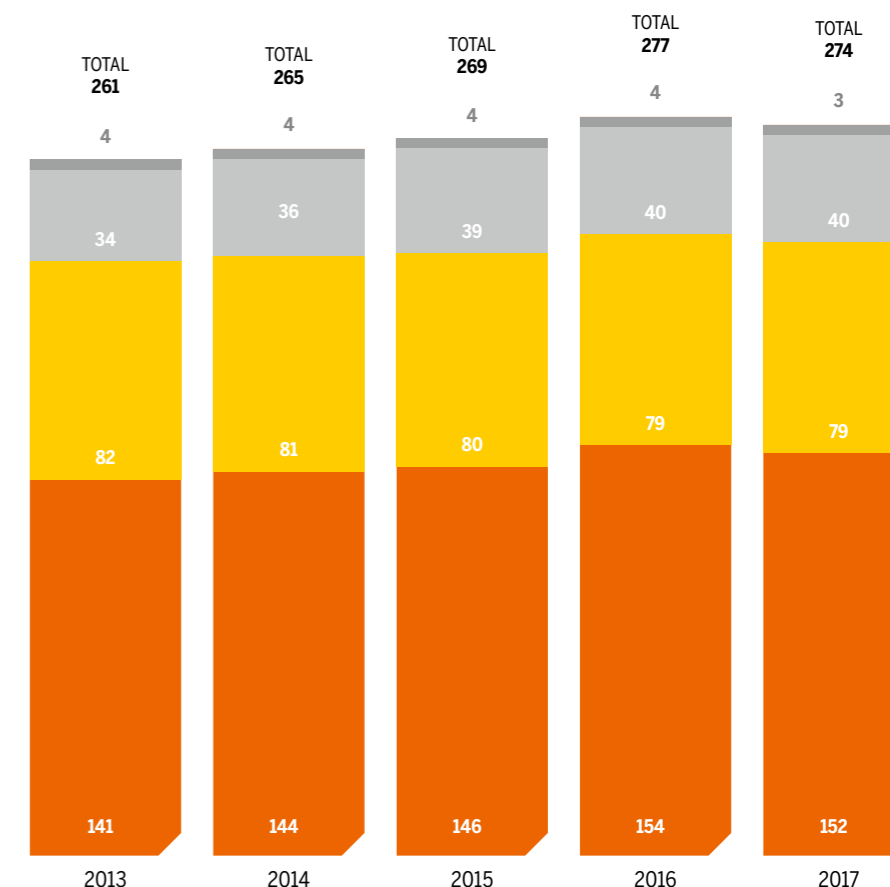
Due to the closing of three commercial cinemas and an opening of a multiplex, the total number of cinemas in the Netherlands shrank to 274 in 2017. The audience was able to watch films on 956 screens. The number of seats grew by 14% to 155,826 since 2013.

Source: NVBF

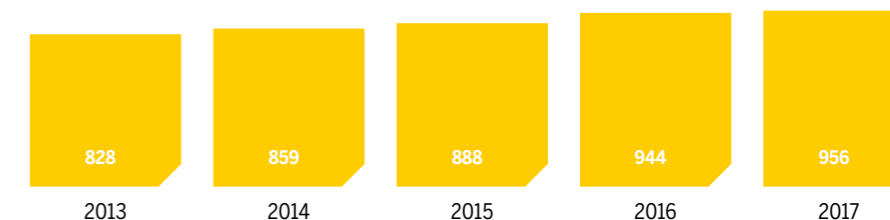
NUMBER OF CINEMAS

- Traveling and open air cinemas
- Small Municipal cinemas¹
- Municipal cinemas
- Commercial cinemas

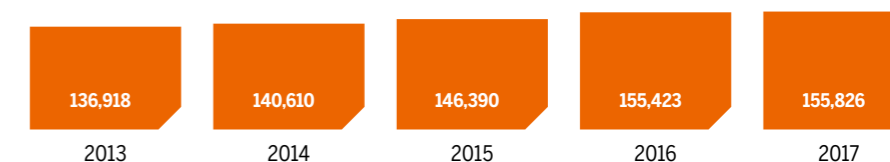
1. Without daily programming



NUMBER OF SCREENS



NUMBER OF SEATS

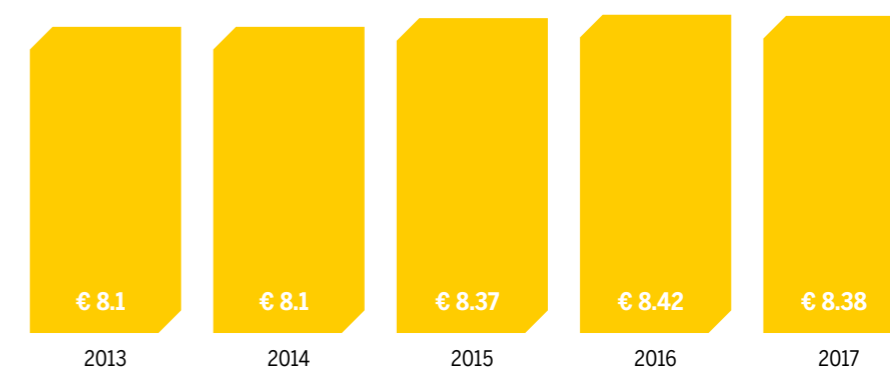


5.4 TICKET PRICE

€ 8.38 average ticket price

The average ticket price remained stable in 2017.

Source: NVBF

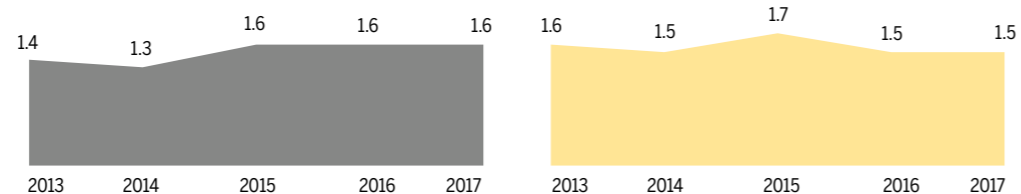


5.5 ADMISSIONS PER CAPITA

The Dutch visit a cinema 2.1 times per year

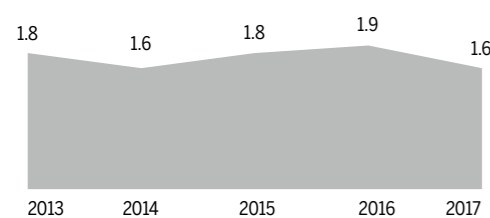
Compared to 2016 the admissions per capita in the Netherlands continued to increase in 2017. Dutch people visited a cinema 2.1 times per person in 2017. Other European countries stabilized or decreased their per capita admissions.

Source: Press release European Audiovisual Observatory 2018 (preliminary results)

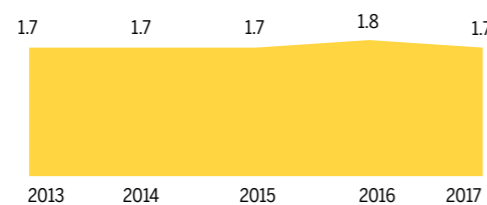


FINLAND

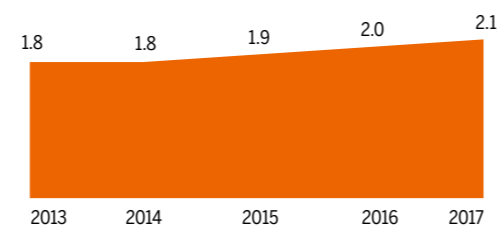
GERMANY



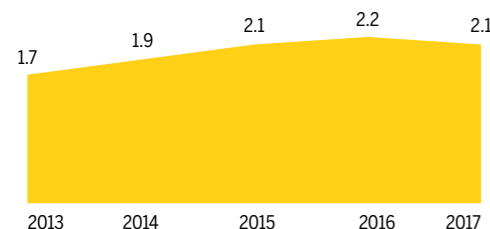
ITALY



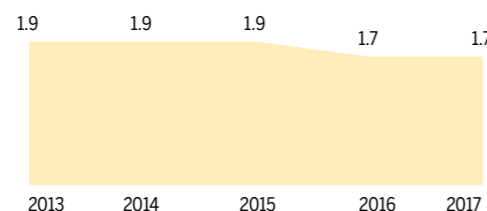
SWEDEN



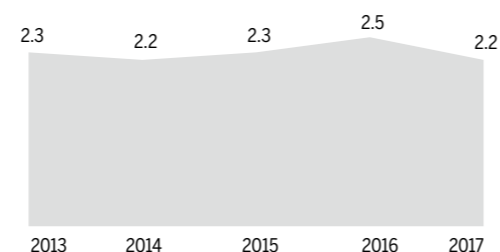
THE NETHERLANDS



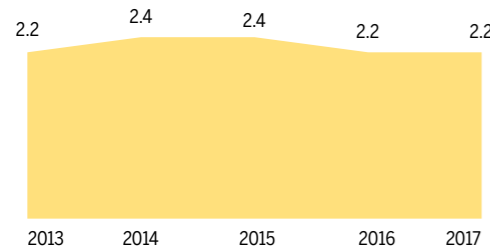
SPAIN



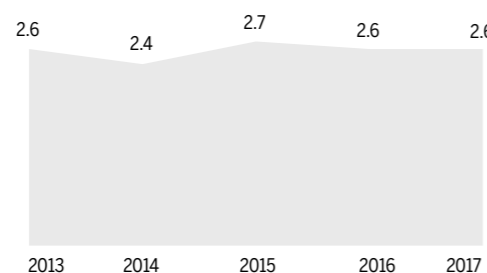
BELGIUM



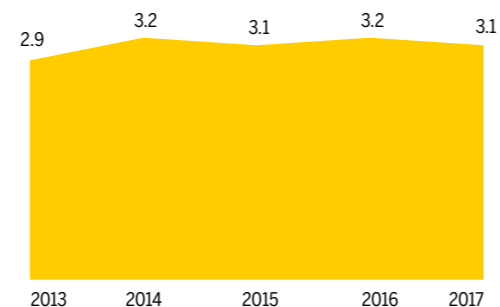
NORWAY



DENMARK



UNITED KINGDOM

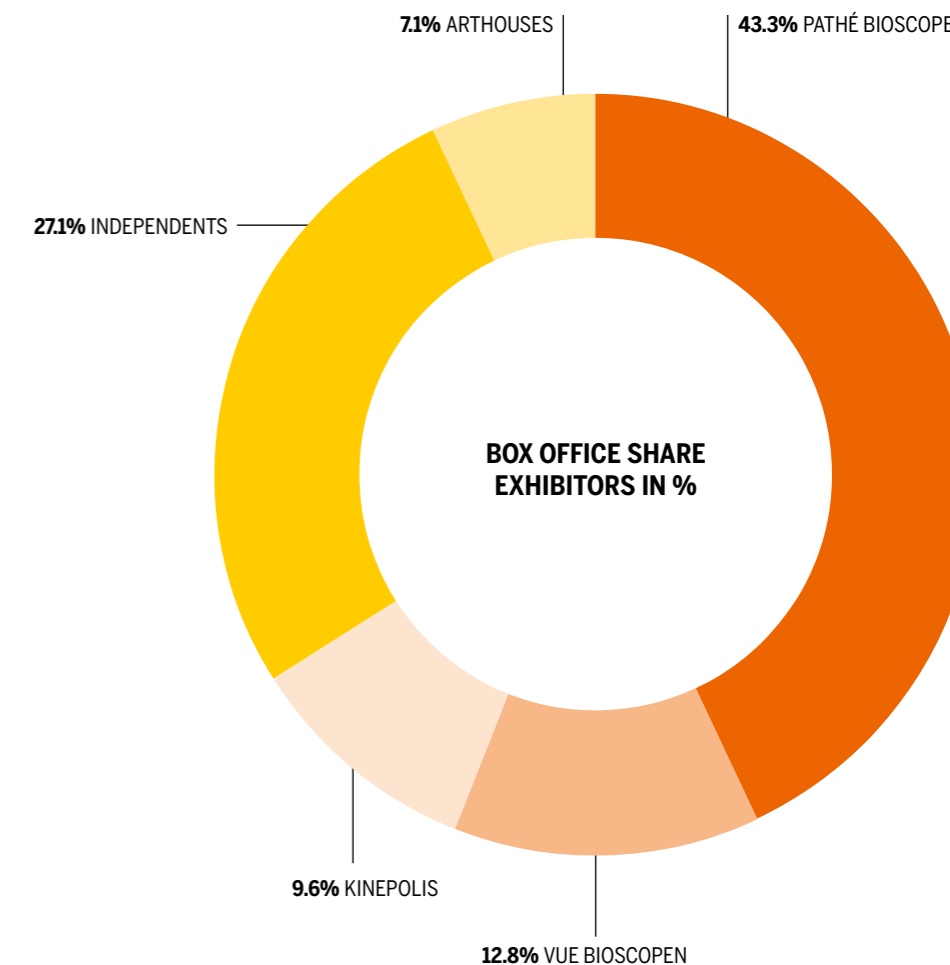


FRANCE

5.6 MARKET SHARES EXHIBITORS

The major Dutch exhibitor chains have a combined market share of 65.8%

In numbers of screens however the independents and arthouses still have the largest numbers of screens: 530 compared to the 426 of the concerns. The cinema chains show an increase in screens (+6%), whereas independents and arthouses show a decline (-2%).



Exhibitor concerns	Box Office (x€1000)	Box office share (%)	Cinemas	Screens	Admissions (x1000)	Owned by
Pathé Bioscopen*	133,456	43.4%	25	204	15,932	Groupe Pathé - France
Vue Nederland	38,581	12.8%	21	118	4,256	Vue International - United Kingdom
Kinepolis Nederland	28,939	9.6%	15	104	3,158	Kinepolis Group - Belgium
total concerns	200,977	65.8%	61	426	23,346	
independents**	79,135	27.1%	91	341	9,777	
arthouses***	21,790	7.1%	108	189	2,887	
total others	100,925	33.4%	199	530	12,664	
Grand total	301,902	100.0%	260	956	36,010	

Source: NVBF

* Cinemec cinemas included (taken over by Pathé)

** independents exclude 3 travel & open air cinemas. Cinemec Cinemas excluded (taken over by Pathé)

*** excluding 'internal' arthouses (2017: 11)

5.7 CINEMA ATTENDANCE MARKET SHARES PER AGE GROUP

Mostly young audience in Dutch cinemas, but 55+ is rising

Of all tickets sold in 2017, 23% can be accounted to 16 - 23-year olds while they only represent 10% of the Dutch population. In ten years time, the market share of the 65+ age group grew the most, from 6% in 2007 to 11% in 2017, at the expense of the children's and teen's market shares. Aging of the cinema audience is mainly due to an aging Dutch population.

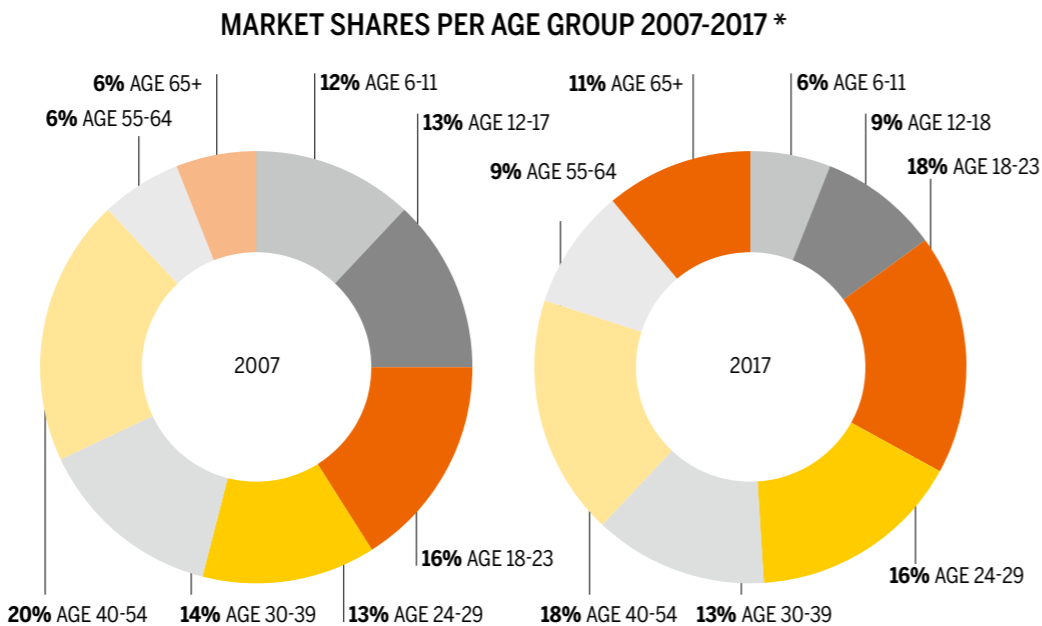
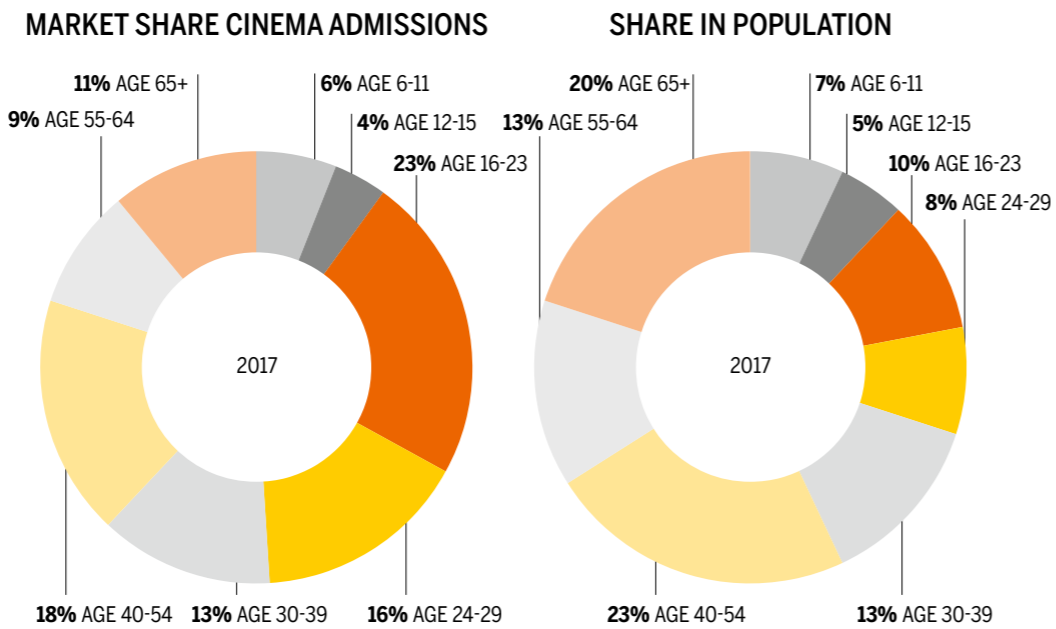
In total 9.7 million Dutch people visited the cinema in 2017. One third of them, 20% of the population and 3.2 million people, also visited a Dutch film in the cinema. Dutch films are more popular among children and older age groups.

Note: Since the age classification of youngsters was slightly different in 2007, the age classification was adjusted in 2017 to make a good comparison.

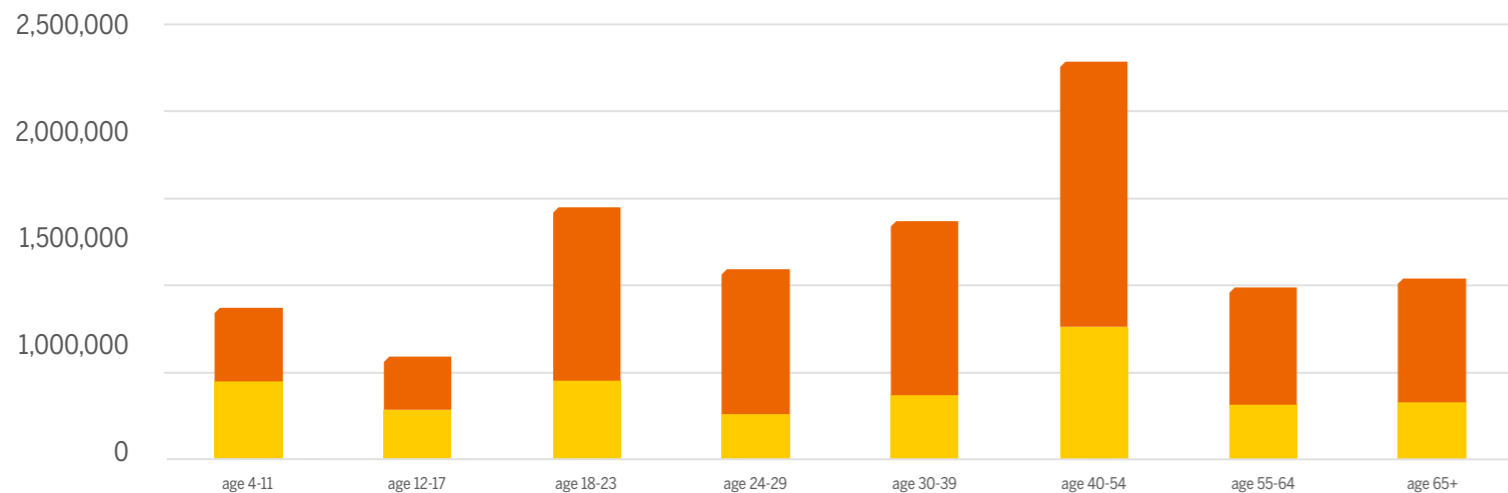
* updated figures

* Age group in 2007: 4-11
Age group in 2017: 6-11

Source: Bioscoopmonitor 2017, Dutch Film Research Foundation 2018.



visited a Dutch film in a cinema in 2017
visited another film in a cinema in 2017



SING SONG

6. DVD / BLURAY / VOD

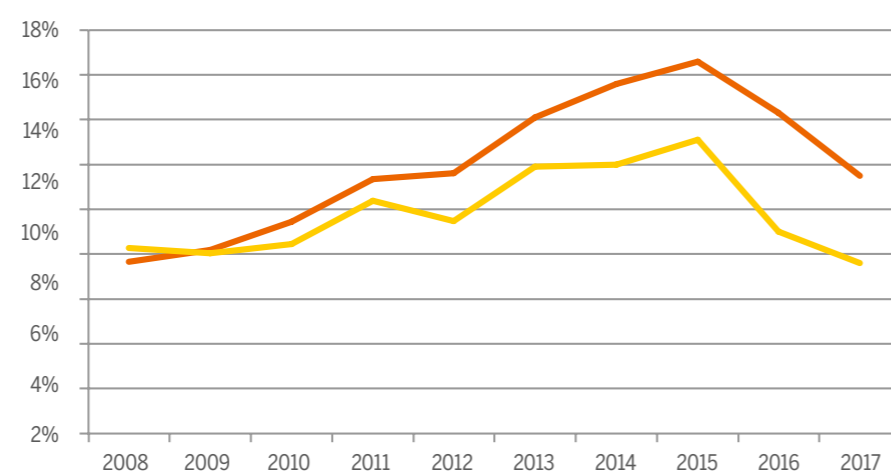
6.1 DVD/BLURAY MARKET SHARE FEATURES AND DOCS

11.5% DVD/BluRay market share of Dutch films

The trend of decreasing Dutch DVD/BluRay sales continues in 2017. Compared to 2016, Dutch DVD/BluRay sales dropped to a total of 323,312 units, a turnover of € 2,573,283 in 2017. The market share in turnover decreased to 7.6% (2016: 9.0%).

Estimate covering 86% (DVD) and 95% (BluRay) of the Dutch market. Dutch features and docs.

1. Source: GfK retail & Technology NL



units. Dutch titles DVD / BluRay marketshare¹
turnover. Dutch titles DVD / BluRay marketshare¹

Dutch DVD/BluRay marketshare ¹	units	turnover
2008	7.7%	8.3%
2009	8.2%	8.0%
2010	9.4%	8.4%
2011	11.4%	10.4%
2012	11.6%	9.5%
2013	14.1%	11.9%
2014	15.6%	12.0%
2015	16.6%	13.1%
2016	14.3%	9.0%
2017	11.5%	7.6%

Dutch DVD/BluRay sales ¹	units	turnover
2008	957,094	10,204,574
2009	991,847	9,412,349
2010	1,004,610	9,276,468
2011	1,236,543	11,048,359
2012	962,915	7,837,941
2013	1,032,252	8,836,846
2014	879,751	6,741,371
2015	822,950	6,665,021
2016	524,482	3,664,704
2017	323,312	2,573,283

6.2 BOX OFFICE VS DVD/BLURAY SALES

Theatrical box-office increased to €302 million. DVD/BluRay turnover dropped further to €79 million.

The total box office revenues increased for the tenth year in a row, +88,8% since 2007. The other way around can be seen at the total value of DVD and Blu Ray sales. These sales dropped further to €65 million, a decrease of 81,4% since 2007. Unfortunately no numbers are available for the total value of VOD in 2017, therefore the Fund is estimating the total market size since 2015. Again, the estimated total value of VOD has grown in 2017 compared to 2016.

1. Source: NVBF

2. Source: GfK.

3. Source: until 2015 FDN. After 2015: Film Fund on the basis of industry estimates

4. Source: IVF

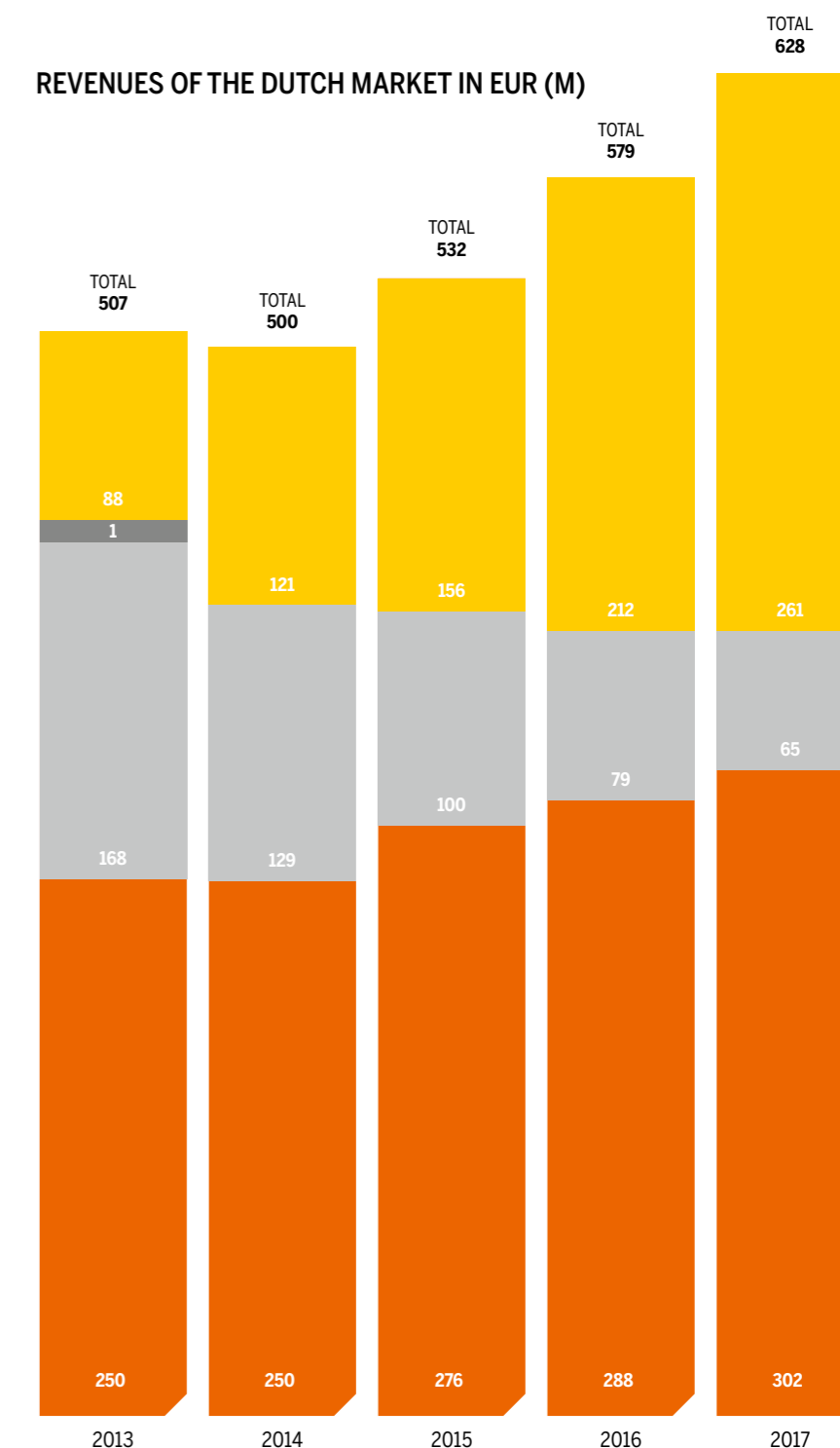
Note: No detailed performance of Dutch films through VOD was available. Unfortunately in 2017 none of the Dutch VOD providers reports on turnover, SVOD/TVOD ratio, top viewed titles or market share of Dutch titles on the different platforms.

Total value VOD³

Total value of video rental of DVD/BLURAY⁴

Total value of sales of DVD/BLURAY²

Total GBO from theatrical release¹



Estimated home entertainment (VOD/ DVD/BluRay) market size 2017	2015	2016	2017
Physical retail	100	79	65
TVOD/EST	30	35	35
Netflix- SVOD*	120	168	204
Videoland - SVOD	6	9	22
KPN/Ziggo SVOD	pm	pm	pm
sub total digital	156	212	261
Total market (€M)	256	291	326

2015: 1.0 m subscriptions * 85%

2016: 1.65 m subscriptions * 85%

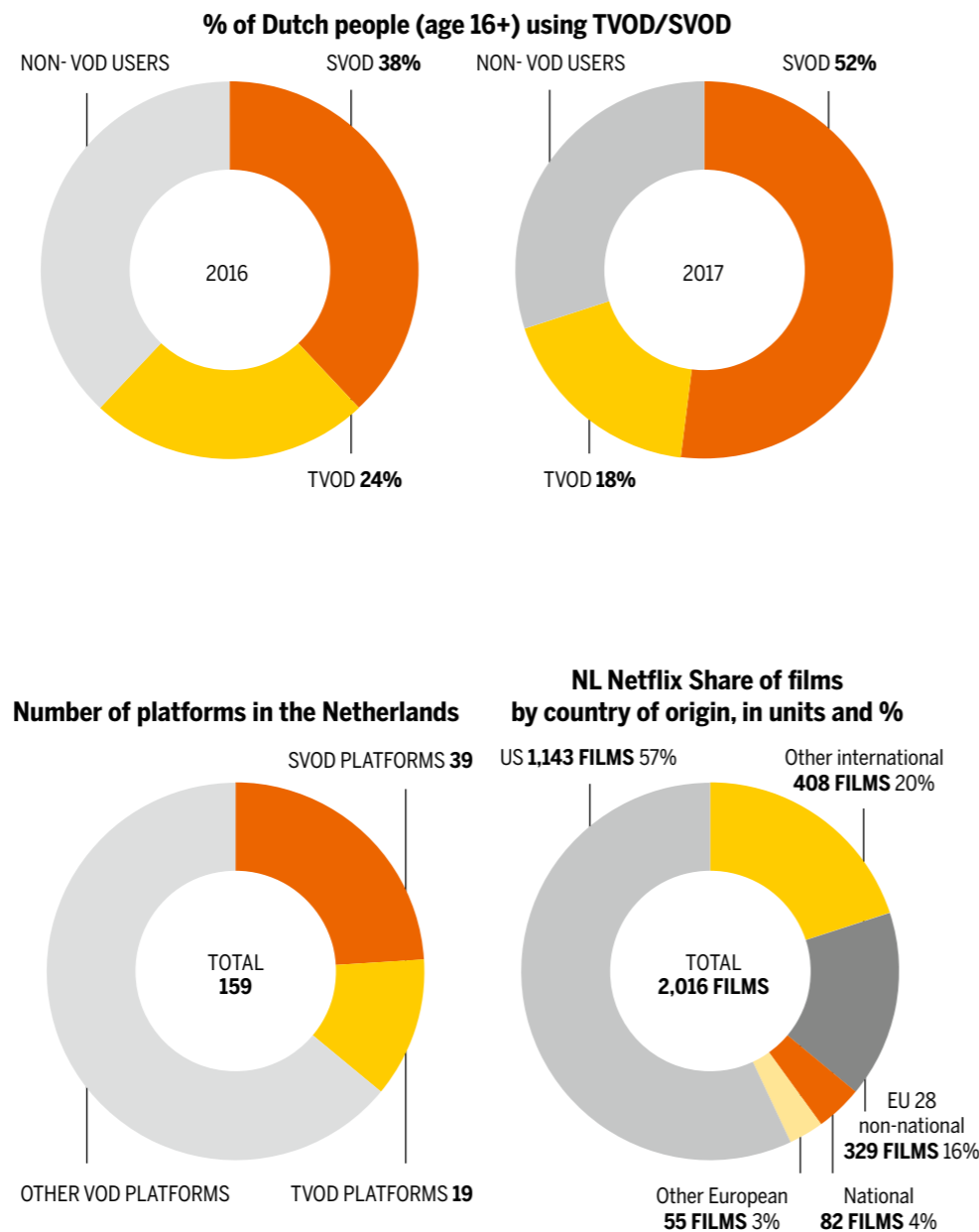
2017: 2.0 m subscriptions * 85%

6.3 WATCHING FILMS AT HOME: SERVICES AND PLATFORMS

Half of Dutch (16+) uses SVOD platforms to watch films at home

Of all Dutch people of 16 years and older, 52% indicated watching films through subscription video on demand (SVOD), this is a significant increase compared to 2016 (37.6%). A lower percentage indicated watching films at home through pay-per-view, or transactional video on demand (TVOD) in 2017, 18%. Dutch people can watch films at home through a total number of 159 VOD platforms (including free-on-demand, catch up tv and minor platforms).

1. Source: Study Dutch Film Research Foundation, September 2017
2. Source: European Audiovisual Observatory



MAIN PLATFORMS AVAILABLE IN THE NETHERLANDS TO WATCH FILMS AND SERIES*

Subscription video-on-demand (SVOD)

Amazon Prime Video
CineMember
Film1
MUBI
Netflix
Play by KPN
Pluspackage KPN
Videoland Unlimited
Ziggo Movies & Series
IFFR Unleashed
Cinetree

Transcription video-on-demand (TVOD)

Cinemien
Cinetree
Google Play
iTunes Store
KPN on demand
Microsoft Store – Movies & TV
Moviemax
Pathé Thuis
Picl
Sony Entertainment Network
Tele2 Videotheek
WuakiTV
YouTube
Ziggo on demand

Source: mavise.obs.coe.int

* HBO stopped direct presence in 2017, is now available through Ziggo
IFFR Unleashed was launched January 2018
Cinememember was launched April 2018

6.4 DUTCH FILMS ON TOP 3 DUTCH VOD PLATFORMS

501 Dutch feature films on Top 3 Dutch VOD platforms

Pathé Thuis offers the largest Dutch feature film catalogue with a total of 264 films, followed by Videoland 167 films. Netflix offers 70 Dutch films, of which 23 can be seen on Netflix catalogues outside the Netherlands.

1. Source: Netherlands Film Fund. Measured 30 March 2018.
2. Source: unogs.com




International film artwork of: The Day my Father became a Bush/ De Dag dat mijn Vader een Struik werd, Redivider/Kill Switch, Mr Frog/Meester Kikker, An Act of Defiance/Bram Fischer, Mister Twister at the Pitch/Mees Kees langs de Lijn, The Surprise/De Surprise, Matterhorn.

NETFLIX

24 Dutch films outside the Netherlands (source unogs.com):

Country	Number of Films
Argentina	10
Canada	10
Singapore	10
Australia	10
Norway	10
UK	10
Brazil	10
India	10
Russia	10
US	10
Japan	10
12 countries: Argentina, Canada, Japan, Singapore, Australia, Hong Kong, Norway, UK, Brazil, India, Russia, US	12
3 countries: Canada, Japan, US	3
12 countries: Argentina, Canada, Japan, Singapore, Australia, Hong Kong, Norway, UK, Brazil, India, Russia, US	12
3 countries: Argentina, Brazil, UK	3
Japan	1
8 countries: Argentina, Canada, Australia, Norway, UK, Brazil, India, US	8



INDEPENDENT BOY

7. TELEVISION / MEDIA

7.1 DUTCH FEATURES AND DOCUMENTARIES ON TV

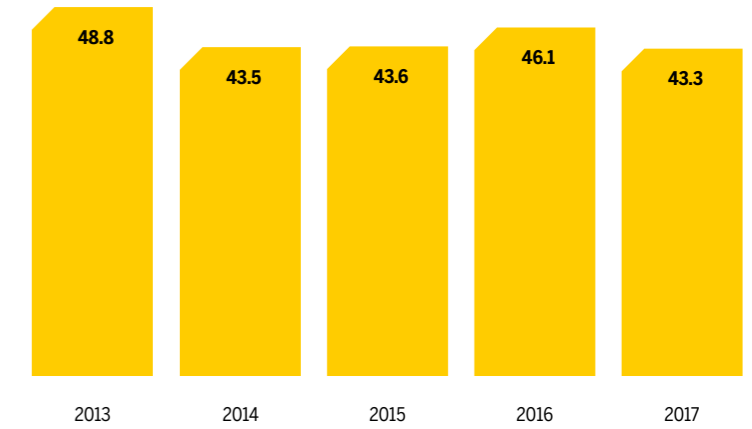
43.3 million views of Dutch films on TV

The number of views watching Dutch feature films and documentaries on public and commercial TV channels amounted to 43.3 million in 2017.

Teledoc is a feature length documentary
 Teledoc Campus is a short documentary
 ZAPP, Uur van de Wolf, 3Lab, 2doc and 3doc are predominantly long or mid length documentaries with some shorter exceptions
 Other shorts, tv drama and documentaries not included

Source: Dutch Audience Research Foundation (Stichting Kijkonderzoek) titles according to source

DUTCH FILMS ON TV 2013-2017(M VIEWS)



Channel / Broadcaster	Date	Title	Number of views 6+ (1000's)	Stream starts (online views) (1000's)
Features				
Net 5	1/4/2017	Schnitzelparadijs	85	
RTL 5	1/5/2017	Gooische vrouwen	768	
RTL 4	1/7/2017	Gooische vrouwen 2	1,304	
RTL 4	1/7/2017	Smoorverliefd	654	
RTL 5	1/12/2017	Mannenhart	354	
RTL 7	1/24/2017	Bros before hos	207	
RTL 7	1/24/2017	Flodder in amerika	169	
RTL 7	2/28/2017	Marathon	351	
NPO 3	5/13/2017	Plan c	111	2.8
NPO 3	5/20/2017	Wiplala	78	1.1
Nickelodeon	5/28/2017	Dik trom	97	
RTL 7	6/22/2017	Flodder	279	
RTL 7	6/22/2017	Flodder in Amerika	153	
RTL 7	6/23/2017	Flodder 3	315	
NPO 3	6/26/2017	President	75	0.5
NPO 3	7/3/2017	Valentino	144	0.1
NPO 3	7/6/2017	Alleen maar nette mensen	228	3.9
NPO 3	7/13/2017	Ellis in Glamourland	433	0.7
NPO 3	7/17/2017	Liever verliefd	214	2.2
NPO 3	7/20/2017	Aanmodderfakker	190	2.2
NPO 3	7/22/2017	Alles is familie	293	4.5
NPO 3	7/22/2017	Phileine zegt sorry	110	0.5
NPO 3	7/27/2017	Dames 4	168	0.4
NPO 3	7/31/2017	Alle tijd	162	1.5
NPO 3	8/2/2017	Chez nous	188	1.2
NPO 3	8/17/2017	All stars 2 old stars	294	0.7
NPO 1	9/2/2017	Beetje verliefd	110	0.5
RTL 5	9/6/2017	Soof	254	
RTL 5	9/13/2017	Jackie	201	
Veronica	9/14/2017	New kids nitro	240	
RTL 8	9/20/2017	Marathon	121	
RTL 8	9/25/2017	Moordwijken	230	
RTL 5	9/27/2017	Smoorverliefd	125	
RTL 5	10/4/2017	Gooische vrouwen	310	
RTL 5	10/11/2017	Bros before hos	165	
RTL 5	10/18/2017	Mannenhart	188	
NPO 3	11/28/2017	Alles is familie	312	4.6
RTL 8	12/4/2017	Soof	281	
NPO 3	12/5/2017	Alles is liefde	472	2.3
RTL 8	12/5/2017	Gooische vrouwen	183	
NPO 1	12/25/2017	Toen was geluk heel gewoon	472	2.3
RTL 4	12/26/2017	Pak van mijn hart	872	
RTL 4	12/27/2017	Pak van mijn hart	46	
RTL 4	12/30/2017	Gooische vrouwen	713	

Channel / Broadcaster	Date	Title		Number of views 6+ (1000's)	Stream starts (online views) (1000's)
documentaries*					
NPO 2	2/7/2017	Stranger in paradise	2doc	118	3.7
NPO 2	3/6/2017	Onder de oppervlakte	2doc	34	0.8
NPO 3	3/8/2017	My fucking problem	3doc	358	31.5
NPO 3	3/10/2017	My fucking problem	3doc	94	1.2
NPO 2	3/15/2017	Wij Moszkowicz	2doc	297	6.6
NPO 2	3/16/2017	Wereld van wubbe	Uur van de wolf	36	0.7
NPO 2	3/21/2017	Zaad en de 11 eitjes	2doc	186	12.3
NPO2	3/27/2017	Mano Bouzamour: De Belofte	2doc	111	3.6
NPO3	4/1/2017	Typhoon, Blues & Blessings	3doc	67	3.9
NPO2	4/2/2017	Het Zelfonderzoek/Folkert de Jong	Close up	67	2.2
NPO3	4/2/2017	Niet op meisjes	Zapp	64	7.4
NPO2	4/3/2017	Marnixstraat 117	2doc	366	5.5
NPO 2	4/4/2017	Erfenis	2doc	85	2.6
NPO2	4/7/2017	Schatkamer van de Veluwe		392	1.8
NPO3	4/9/2017	Naomi's Geheim	zapp	50	7.9
NPO2	4/9/2017	Schoonheid en Verval-Museum te Koop	Close up	109	0.3
NPO2	4/10/2017	Het Kaf en het Koren	2doc	187	9.7
NPO 2	4/13/2017	Matthaus missie Reinbert de Leeuw	2doc	108	0.8
NPO 2	4/16/2017	Matthaus missie Reinbert de Leeuw	2doc	56	0.0
NPO2	4/16/2017	Reset	Close up	89	0.4
NPO3	4/16/2017	Achter de Toren	Zapp	31	0.1
NPO 2	4/17/2017	Brommers kiekeken	2doc	960	37.2
NPO 2	4/18/2017	Brommers kiekeken	2doc	39	0.7
NPO3	4/23/2017	Tien	zapp	33	0.5
NPO2	4/26/2017	De muur van Rubens		14	0.0
NPO3	4/27/2017	Deal met de dood		256	20.9
NPO2	4/28/2017	Paradijs binnen handbereik		136	0.7
NPO3	4/30/2017	George Maduro	Zapp	63	0.5
NPO 2	5/1/2017	Vogelparadijs Peter Vos	Uur van de wolf	188	6.1
NPO 2	5/2/2017	Vogelparadijs Peter Vos	Uur van de wolf	50	0.0
NPO2	5/2/2017	Sta op en loop	2doc	122	7.0
NPO2	5/3/2017	In procedure	2doc	106	1.5
NPO2	5/3/2017	Het vergeten Getto		31	0.1
NPO 2	5/4/2017	De film die nooit afkwam	2doc	233	4.8
NPO2	5/5/2017	Het zijn maar Duitsers	2doc	427	3.0
NPO3	5/7/2017	Hugo	Zapp	35	4.0
NPO2	5/8/2017	The origin of trouble	2doc	160	16.0
NPO 2	5/10/2017	Ik alleen in de klas	2doc	120	1.9
NPO 2	5/11/2017	Jacht op mijn vader	Uur van de wolf	90	0.6
NPO3	5/11/2017	Bugs	3doc	109	2.5
NPO3	5/14/2017	Youssef zeg eens nee	zapp	67	3.8
NPO 2	5/15/2017	Ik ben geen probleemkind ik ben een uitdaging	Teledoc	445	28.3
NPO 2	5/16/2017	How to meet a mermaid	2doc	60	4.0
NPO 2	5/16/2017	Ik ben geen probleemkind ik ben een uitdaging	Teledoc	52	0.2
NPO 2	5/17/2017	Silent land	2doc	52	1.7
NPO 2	5/17/2017	Silent snow	2doc	25	1.8
NPO 3	5/18/2017	Ants on a shrimp	3doc	192	1.7
NPO 2	5/18/2017	Laatste kunstje	Uur van de wolf	56	0.6
NPO 3	5/19/2017	Ants on a shrimp	3doc	57	5.7
NPO3	5/21/2017	Paulina	zapp	72	1.8
NPO 2	5/22/2017	Wij willen leven 40 jaar na de Molukse kaping	2doc	299	6.9
NPO 2	5/23/2017	Wij willen leven 40 jaar na de Molukse kaping	2doc	16	0.2
NPO2	5/24/2017	Ik stond erbij	2doc	117	15.1
NPO2	5/25/2017	G.P. Fieret	Uur van de wolf	89	2.5
NPO3	5/27/2017	Ronnie Flex, alleen met iedereen	3doc	42	17.3
NPO2	5/28/2017	Pierre Jansen in de greep vd kunst	Close up	76	2.2
NPO3	5/28/2017	het meisje van 672 K	Zapp	80	8.0
NPO 2	5/29/2017	Jacht op de match	Teledoc	344	9.0
NPO3	5/30/2017	Genderbende	3doc	98	19.4
NPO2	5/30/2017	Burma Storybook	2 doc	76	0.2
NPO 2	6/3/2017	Ik alleen in de klas	2doc	52	0.0
NPO 2	6/5/2017	Hersenleed	Teledoc	496	14.6
NPO 2	6/6/2017	Vergeet mij niet	2doc	47	0.7
NPO 2	6/6/2017	Back to Utopia	2doc	70	0.2
NPO3	6/7/2017	Bugs	3doc	108	2.3
NPO 2	6/7/2017	Helse pijn	2doc	283	14.4
NPO 2	6/8/2017	Bloot film over acteren	Uur van de wolf	70	0.6
NPO3	6/11/2017	Haiduc	Zapp	51	0.2
NPO2	6/14/2017	Nog even langs de fotograaf		23	0.1

Channel / Broadcaster	Date	Title		Number of views 6+ (1000's)	Stream starts (online views) (1000's)
NPO2	6/15/2017	Etgar Keret, een waargebeurd verhaal	Uur van de wolf	104	3.8
NPO 2	6/19/2017	Kinderen van juf Kiet	2doc	262	16.1
NPO 2	6/20/2017	Kinderen van juf Kiet	2doc	33	0.0
NPO 2	6/20/2017	Stranger in paradise	2doc	148	4.3
NPO3	6/25/2017	Rocknrollertjes	zapp	70	0.2
NPO2	6/26/2017	De stelling van Foreest, een schaakfamilie	2doc	334	18.7
NPO3	6/26/2017	Genderbende	3doc	61	1.3
NPO2	6/27/2017	Demarrage	2doc	104	3.0
NPO2	6/28/2017	Os Buul	2doc	114	6.4
NPO2	6/28/2017	De langste nacht voor de Joodse Raad		49	0.0
NPO2	6/29/2017	Ola's Borgen	Uur van de wolf	89	2.3
NPO 2	7/2/2017	Jheronimus Bosch	Uur van de wolf	48	1.1
NPO2	7/3/2017	De wereld van Puck	2doc	481	18.9
NPO2	7/4/2017	Dit waren wij	2doc	149	3.9
NPO2	7/5/2017	Zaatari Djinn	2doc	71	1.5
NPO2	7/6/2017	De jacht op mijn vader	Uur van de wolf	43	0.8
NPO3	7/9/2017	De Wand	zapp	78	2.2
NPO2	7/10/2017	De strijd om het Srebrenica Museum	2doc	188	1.6
NPO2	7/16/2017	Leven tussen 2 huizen: Daan	zapp	67	1.2
NPO 2	7/17/2017	0.03 seconde	Teledoc	210	4.9
NPO 2	7/18/2017	0.03 seconde	Teledoc	18	
NPO2	7/20/2017	Hier komt Piet Hein Eek	Uur van de wolf	162	3.5
NPO3	7/23/2017	Leven tussen 2 huizen-Rashaan	zapp	61	0.8
NPO 2	7/24/2017	Satudarah one blood	Teledoc	269	2.9
NPO2	7/26/2017	China's van Goghs	2doc	134	1.5
NPO2	7/27/2017	Lotta Blokker - het wolfsuur	Uur van de wolf	93	1.7
NPO 2	7/30/2017	Naziha's lente	Teledoc	126	0.8
NPO 2	8/1/2017	Stay alive a method	2doc	111	0.9
NPO 3	8/1/2017	Gay Babyboom	3doc	99	4.6
NPO 3	8/5/2017	Strike a pose	3doc	99	0.4
NPO 3	8/6/2017	Leven tussen 2 huizen: Julia	zapp	65	1.2
NPO 3	8/6/2017	Becoming Zlatan	3doc	258	0.5
NPO2	8/8/2017	Wit is ook een kleur	2doc	119	4.4
NPO2	8/10/2017	Poor Us	2doc	57	5.8
NPO3	8/13/2017	Ik ben een meisje	zapp	62	0.9
NPO3	8/13/2017	Ruilen: van konijn tot fortuin	3doc	99	0.3
NPO3	8/14/2017	Het beest in Klaas	3doc	229	0.2
NPO2	8/15/2018	Het zit in de genen	2doc	154	2.5
NPO2	8/16/2018	Moeder en Grunberg	2doc	76	0.0
NPO3	8/18/2018	Hockeymeisjes	3doc	186	13.6
NPO3	8/18/2018	Hockeymeisjes	3doc	31	0.0
NPO3	8/19/2018	Wolflady	3doc	76	1.8
NPO3	8/27/2018	Een jurk voor Anuschka	zapp	70	0.2
NPO 2	9/3/2017	Paradijs glaswater	2doc	88	3.8
NPO 2	9/4/2017	Paradijs glaswater	2doc	69	0.0
NPO3	9/3/2018	De jongen die dacht dat hij goed was...	Zapp	41	0.1
NPO 2	9/6/2017	Winnie	2doc	120	0.3
NPO3	9/10/2018	Aimee	3doc	77	2.8
NPO3	9/10/2018	Chieko	Zapp	71	1.1
NPO3	9/11/2018	Verloren dochters	3doc	71	7.1
NPO2	9/11/2018	Taxibotsing	2doc	196	3.6
NPO2	9/12/2018	Waterlijken	2doc	170	4.2
NPO 2	9/13/2017	Anne en Jean Paul	2doc	88	2.7
NPO2	9/13/2018	Anne Anders	2doc	20	6.9
NPO2	9/14/2018	Joke van Leeuwen	Uur van de wolf	93	1.4
NPO3	9/16/2018	Deal met de dood	3doc	124	0.7
NPO3	9/17/2018	ik kan niet slapen	Zapp	106	5.7
NPO2	9/18/2018	Vrouw slaat man	2doc	424	18.6
NPO2	9/21/2018	Thomas Verbogt	Uur van de wolf	96	0.1
NPO3	9/24/2018	Buba en Sharon	Zapp	126	0.5
NPO2	9/25/2018	Vergeef me mijn schulden	2doc	388	13.9
NPO2	9/26/2018	Mijn bovenburen	2doc	131	5.1
NPO2	9/27/2018	De film die nooit afkwam	2doc	30	0.1
NPO2	9/28/2018	Echt Herman Koch	Uur van de wolf	128	0.4
NPO3	10/1/2018	Boef	Zapp	45	3.0
NPO3	10/1/2018	Kristians Prelude	3Lab	53	0.4
NPO2	10/2/2018	De Witte vlucht	2doc	151	3.5
NPO2	10/3/2018	Je mag altijd bij me komen	2doc	119	4.5
NPO2	10/4/2018	Goed terechtgekomen in de schilderswijk	2doc	166	11.3
NPO3	10/8/2018	Naomi's geheim	Zapp	93	1.9

Channel / Broadcaster	Date	Title		Number of views 6+ (1000's)	Stream starts (online views) (1000's)
NPO3	10/8/2018	Een onvergetelijk afscheid	3Lab	102	8.7
NPO2	10/9/2018	Krijg nou tieten	2doc	278	6.1
NPO2	10/10/2018	De Stamhouder	2doc	162	2.0
NPO2	10/11/2018	Het vergeten Getto		36	0.0
NPO2	10/12/2018	Ik hoor alles	Uur van de wolf	117	1.0
NPO3	10/15/2018	De wereld van Kim en Bob	Zapp	79	1.5
NPO3	10/15/2018	The boys next door	3Lab	115	0.4
NPO1	10/15/2018	Kuyt		1,543	26.6
NPO 2	10/17/2017	Defending brother No. 2	2doc	57	1.1
NPO3	10/17/2018	Huidzeer	3Lab	29	0.3
NPO3	10/17/2018	De nieuwe man	3Lab	34	4.1
NPO2	10/19/2018	Ashton Brothers	Uur van de wolf	182	2.8
NPO3	10/21/2018	#DJ	3doc	131	3.6
NPO3	10/22/2018	Een koe in een verkeerd lichaam	Zapp	115	10.7
NPO3	10/22/2018	Met alles wat er is	Teledoc Campus	67	0.6
NPO2	10/23/2018	Jan Wolkers spreekt	Uur van de wolf	185	4.2
NPO3	10/29/2018	Vechten tegen de wind	Zapp	226	1.8
NPO3	10/29/2018	80% ongeschikt	Teledoc Campus	63	1.0
NPO2	10/30/2018	Tijd om te sterven	2doc	422	13.0
NPO2	10/31/2018	De erfenis van Luther	2doc	83	4.2
NPO2	11/1/2018	Als de giraffes komen	2doc	86	0.5
NPO3	11/5/2018	Little fire	Zapp	120	0.5
NPO3	11/5/2018	De hoeder	Teledoc Campus	186	3.6
NPO2	11/6/2018	Een hart voor Heerlen	2doc	256	7.1
NPO2	11/7/2018	Trappen	2doc	174	5.5
NPO 3	11/8/2017	My fucking problem	3doc	200	2.6
NPO3	11/9/2018	My silicon love		36	1.5
NPO2	11/9/2018	De jongensdroom	Uur van de wolf	76	4.6
NPO3	11/12/2018	De Kinderburgemeester	Zapp	76	0.8
NPO3	11/12/2018	Helaas ben je het niet geworden	Teledoc Campus	179	2.0
NPO 2	11/13/2017	Geschenk uit de bodem	Teledoc	181	2.3
NPO3	11/13/2018	Die avond in Bataclan	3doc	192	4.8
NPO 2	11/14/2017	Geschenk uit de bodem	Teledoc	23	0.2
NPO3	11/15/2018	Die avond in Bataclan	3doc	31	0.3
NPO3	11/19/2018	Mijn gelukkige ingewikkelde familie	Zapp	152	4.0
NPO3	11/19/2018	A sy lum	Teledoc Campus	83	4.7
NPO 2	11/20/2017	Pilotenmasker	2doc	358	18.9
NPO1	11/20/2018	Nachtzuster		1,107	9.8
NPO2	11/21/2018	Independent boy	2doc	40	5.7
NPO 2	11/21/2017	Piet is weg	2doc	414	9.0
NPO 2	11/21/2017	Plaza man	2doc	28	0.3
NPO 2	11/22/2017	Alicia	2doc	537	37.1
NPO 2	11/22/2017	Radio Kobani	2doc	67	0.1
NPO3	11/22/2018	Shame / Fame	Teledoc Campus	179	4.3
NPO2	11/23/2018	Boudewijn Büch	Uur van de wolf	73	6.4
NPO3	11/26/2018	Lenno en de maanvis	Zapp	77	0.6
NPO3	11/26/2018	Dr. Co	Teledoc Campus	133	1.8
NPO2	11/29/2018	My own private war	2doc	71	1.5
NPO 2	11/30/2017	Adieu a g	Uur van de wolf	82	0.2
NPO3	12/3/2018	De belofte van Sleek	Zapp	107	1.0
NPO 2	12/4/2017	Beerput Nederland	2doc	425	11.4
NPO 2	12/5/2017	Beerput Nederland	2doc	41	0.0
NPO3	12/5/2018	Sinterklaas bestaat	Teledoc Campus	69	1.2
NPO 2	12/6/2017	Fallen flowers thick leaves	2doc	117	2.3
NPO1	12/7/2018	Leve de vrijwilliger!		460	5.4
NPO2	12/10/2018	De waarheid van een koe	Close up	168	0.3
NPO3	12/10/2018	Slagershart	Zapp	152	2.4
NPO3	12/10/2018	Liefdesbrieven	Teledoc Campus	52	5.3
NPO2	12/13/2018	De Europese droom	2doc	155	1.6
NPO3	12/17/2018	Hallo Salaam	Zapp	131	0.2
NPO 2	12/20/2017	Liefde is aardappelen	2doc	125	1.0
NPO 2	12/23/2017	Liefde is aardappelen	2doc	8	0.0
NPO 2	12/25/2017	Hier ben ik	2doc	164	0.8
NPO 2	12/30/2017	Hier ben ik	2doc	24	0.0
subtotal				42,391	918
total				43,309	43,309

7.2 MARKET SHARE MAIN DUTCH BROADCASTERS IN %

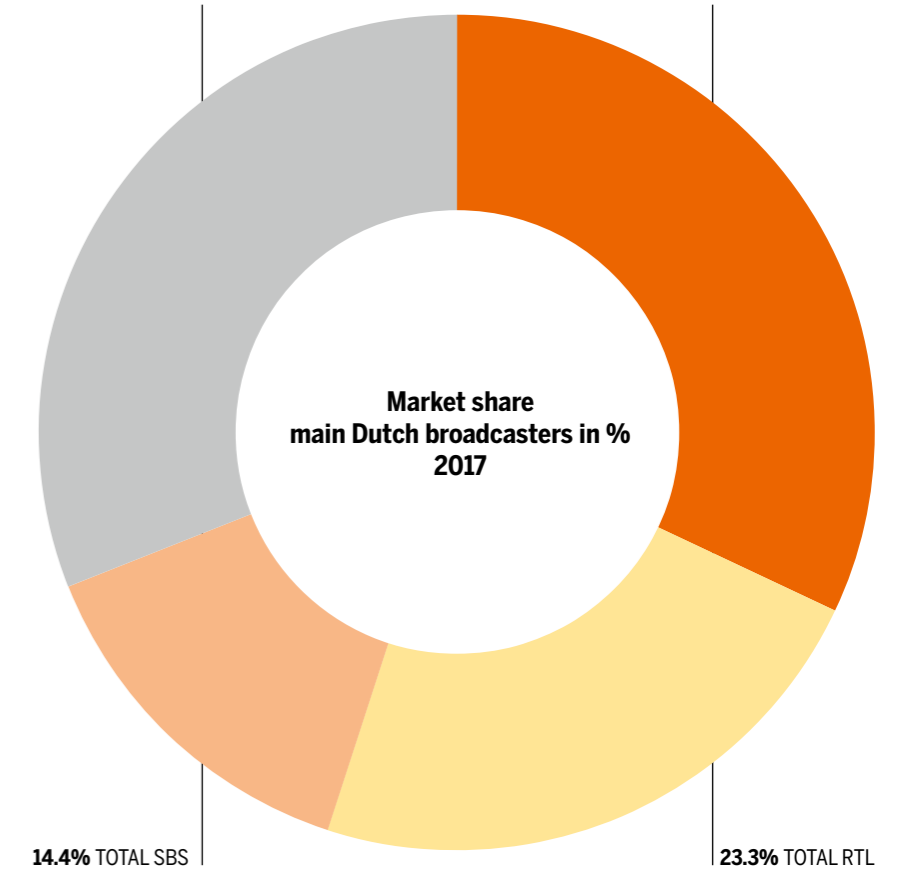
Public broadcasters reach 31.6% market share

The combined public broadcasters attracted 31.6% of the Dutch viewers in 2017, which is similar compared to 2016. The remaining 68.4% is covered by the commercial broadcasters, RTL and SBS being the largest players.

Source: Stichting Kijkonderzoek Jaarrapport 2017, measured over the full day

* Main players Be Viacom, Discovery Networks and Fox international channels

30.7% OTHER COMMERCIAL BROADCASTERS* 31.6% TOTAL PUBLIC BROADCASTERS



	2013	2014	2015	2016	2017
Public broadcasters					
NPO1	18.9%	21.7%	19.4%	21.9%	21.6%
NPO2	6.4%	6.3%	6.2%	6.1%	5.8%
NPO3	6.6%	5.2%	5.0%	4.1%	4.2%
Total public broadcasters	32.0%	33.2%	30.6%	32.0%	31.6%
Commercial broadcasters					
RTL4	14.9%	14.6%	15.2%	14.5%	13.7%
RTL5	3.2%	3.1%	2.9%	2.7%	2.1%
RTL7	4.7%	4.3%	4.4%	3.9%	4.0%
RTL8	1.8%	1.9%	2.1%	2.1%	2.3%
RTL Z, RTL Crime, RTL lounge			0.8%	1.1%	1.3%
Total RTL	24.7%	24.1%	25.0%	24.2%	23.3%
SBS6	7.3%	7.2%	7.7%	7.8%	7.4%
Net5	3.6%	3.2%	3.4%	3.4%	3.2%
Veronica	3.1%	3.1%	2.8%	2.6%	2.9%
SBS9			0.7%	0.8%	0.9%
Total SBS	14.0%	13.5%	14.5%	14.6%	14.4%
Other commercial broadcasters	29.3%	29.2%	29.9%	29.2%	30.7%

7.3 CREATIVE EUROPE MEDIA SUPPORT 2017

In 2017 The Netherlands received 7.8 million in European support through Creative Europe Desk NL

Company	Project Title	Development Single	Development Slate	Video-games	TV Programming	Distribution Selective	Distribution Automatic	Promotion European AV-Works Online	Training	Co-production Funds	Market Access	Film Education	Festivals	Europa Cinemas	Total
Halal docs	Sex & Oysters	25,000													25,000
Rinkel Film	My only way out	50,000													50,000
Submarine Haven	The Faction	50,000													50,000
The Film Kitchen	Sleep	50,000													50,000
Viking Film	Oink's Revenge	60,000													60,000
Volya Films	Totem	50,000													50,000
BosBros			200,000												200,000
New AMS Film Company			200,000												200,000
Phanta Vision			210,000												210,000
Pieter van Huijstee Film & TV Producties			95,580												95,580
Pupkin Film			210,000												210,000
Topkapi Rights I			200,000												200,000
tiger & squid	Trails of Life: Talon's Reach			74,000											74,000
Lemming Film	Heirs of the Night				500,000										500,000
Submarine	Ganz - How I lost my Beetle				110,000										110,000
ABC Theatrical Distribution						14,200									14,200
Amstelfilm						14,200	10,834								25,034
Arti Film						30,800	12,956								43,756
Cinéart NL						103,900									103,900
De Filmfreak						22,300	65,271								87,571
Imagine Film Distributie NL						22,300	90,337								112,637
Lumiere Publishing						101,100	158,811								259,911
September Film Distribution						80,200	97,399								177,599
Cinéart NL							185,295								185,295
Contact Film Cinematheek							13,138								13,138
Entertainment One Benelux							173,861								173,861
EYE Film Instituut Nederland							5,500								5,500
Independent Film NL							350,929								350,929
Just Entertainment							16,815								16,815
Paradiso Entertainment NL							75,186								75,186
Source Investments							120,530								120,530
Twin Film							24,228								24,228
International Film Festival Rotterdam	IFFR Live							507,793							507,793
OUTtv	Over The Top Interactive Platform							300,000							300,000
Stichting DocsOnline	DocsOnline							150,000							150,000
An Original Picture	EP2C post-production workshop								99,300						99,300
Cinekid Amsterdam	Cinekid Script LAB								36,875						36,875
FOCAL resource	From Prep to Post								122,500						122,500
Imagine Film Festival	European Genre Forum								95,250						95,250
International Documentary Filmfestival Amsterdam	IDFAcademy								49,000						49,000
Sources	Sources 2								243,300						243,300
International Film Festival Rotterdam	HBF+ Europe									260,000					260,000
IDFA Fonds	IDFA Bertha Fund Europe									320,000					320,000
Cinekid Amsterdam	Cinekid for Professionals										220,000				220,000
Dutch Virtual Reality Days	VR Days Europe										60,000				60,000
International Documentary Filmfestival Amsterdam	IDFA Forum										200,000				200,000
Nederlands Film Festival	Holland Film Meeting Co-Production Platform 2017										55,000				55,000
Cinekid Amsterdam	Wrap! Must see European Cinema for Young People.											176,674			176,674
Cinekid Amsterdam													35,000		35,000
International Documentary Filmfestival Amsterdam													63,000		63,000
International Film Festival Rotterdam													63,000		63,000
Europa Cinemas	51 NL bioscopen													905,000	905,000
TOTAL Netherlands		285,000	1,115,580	74,000	610,000	389,000	1,401,090	957,793	646,225	580,000	535,000	176,674	161,000	905,000	7,836,362
TOTAL EUROPE		5,375,000	12,210,831	3,729,550	12,489,798	9,777,800	20,237,063	9,462,505	7,500,033	1,500,000	7,702,665	1,049,291	3,139,000	10,854,880	105,028,416
%		5.3%	9.1%	2.0%	4.9%	4.0%	6.9%	10.1%	8.6%	38.7%	6.9%	16.8%	5.1%	8.3%	7.5%

The information was compiled with the greatest care by Creative Europe Desk NL, nevertheless, no rights may be derived from this data. Many projects are multi-national or benefit companies/professionals from multiple countries such as Training; Markets; Cinema Networks; Film Education etc. and many projects are co-productions.

In this chart the following calls are published:

Support for: Development (Single): 20-2016; Slate Funding: 21-2016; Video Games: 22-2016; TV Programming: 23-2016; Distribution (sel.): 19-2016; Distribution (auto.): 09-2016; Promotion of European AV- Works Online: 26-2016; Training: 06-2016; Coproduction funds: 24-2016; Market Access: 17-2016; Festivals: 16-2016; Film Education: 25-2016; Cinema Networks: 10-2016. Not in this chart: Support for Sales Agents and Stands (media-stands.eu) Therefore final figures for awards and published global financial figures may differ slightly.

COLOPHON

This publication contains an overview of the main facts and figures on the production, distribution and exhibition of feature length films, documentaries, shorts and animated films in 2017 in the Netherlands. It is published annually by the Netherlands Film Fund.

Compilation: The Netherlands Film Fund (Jonathan Mees and Maarten Wijdenes) and Dutch Film Research Foundation (Jorien Scholtens and Dinah Timmer).

Sources: The Netherlands Film Fund, Dutch Exhibitors Association (NVBF), Film Distributors Netherlands (FDN), Coproduction Fund Domestic Broadcasters (CoBO), Ministry of Education, Culture and Science (OCW), European Audiovisual Observatory (EAO), Central Bureau for Statistics (CBS), Dutch Audience Research Foundation (SKO), Stichting Kijkonderzoek, Creative Europe Desk NL, Dutch Film Research Foundation (Stichting Filmonderzoek), GfK Retail and Technology, EYE International **Design** Studio Stennis **Printing** MediaLiason Published May 2018 **Cover still** My Giraffe No rights can be derived from this publication © The Netherlands Film Fund 2018

KEY FIGURES OF THE NETHERLANDS



The Netherlands

Population (January 1 st 2018)	17,184,010
Government/ political organisation	Constitutional Monarchy
G.D.P. (billion \$) (Average per capita)	\$838.8 (\$48,816)
Regulatory body for media and culture	Ministry of Education, Culture and Science

Funding



(available budgets in € 2017)

Support Arts department to Film Fund ¹	53,168,971
Support Arts department Ministry to other film institutions ²	13,431,009
Support Media department Ministry to Public Broadcasters for film ³	8,106,325
Specific Support Public Broadcasters for film ⁴	3,727,786
Specific Support NPO-fund for film ⁵	1,889,225
Total national government subsidy to film activities	80,323,316
Total European (Creative Europe Media) support to Dutch film industry	7,836,362

Production



Production activity (million €)	108.3
Production support Eurimages (14 films) ⁶	3,209,000
European coproduction funding (excl Eurimages) ⁶	5,819,643
European coproduction funding (foreign tax credit) ⁷	4,385,000

Releases



Feature length films released	432
Domestic feature films released ⁶	54
-supported by Film Fund	50
Minority co-productions released or international premiere	16
-supported by Film Fund	15
Average cost of all domestic feature films (1000 €)	1,959
Average Fund support (1000€) ⁷	761
Average audience Dutch feature ⁷	88,070
Domestic feature length documentaries released	26
- supported by Netherlands Film Fund	20
Animated shorts premiered 2017 ⁸	12
Completed experimental films 2017 ⁸	18
Completed shorts KORT! 2017 ⁸	23

- Including contribution to Eurimages, including budget Netherlands Film Production Incentive
- EYE, IDFA, IFFR, Netherlands Film Festival, Cinekid
- Contributions to feature films, television films, feature length documentaries, talent schemes by CoBO/ public broadcasters (as part of CoBO's budget of 14.9 million euro in total)
- Specific contributions to feature films, television film, feature length documentaries and talent schemes by public broadcasters (as part of a general budget of 50 million euro for drama and documentary excluding CoBO and NPO-fund)
- Specific contributions by the NPO-fund for film and talent schemes (as part of NPO-fund's budget for drama, documentary and radio of 16,6 million euro in total)
- Including minority Dutch co-productions
- Excluding minority Dutch co-productions
- Netherlands Film Fund supported projects only
- Includes previous year releases still in cinemas in 2017
- Registered in maccbox FDN and non members
- Annual report NVBF, both FDN members and and non members, all maccsbox registered films
- Gender ratio measured Jan 2018. May change due to project changes.

International



Dutch features at the top international film festivals	66
Total selections of Dutch films at international film festivals	1407
Prizes for Dutch features at international film festivals	58
Prizes for Dutch documentaries at international film festivals	44
Prizes for Dutch shorts at international film festivals	31
Prizes for Dutch animation at international film festivals	17
Prizes for persons at international film festivals	2

Distribution



Box office total	€301.9 M
Admissions total	36.0 M
Admissions for Dutch films ⁹	4.3 M
Local market share Dutch films (in admissions)	12%
Number of distributors ¹⁰	32
Number of films released ¹¹	432
Market share majors	36.6%
Market share independents	36.4%

Exhibition



Number of cinemas (of which 119 arthouses)	274
Number of screens	956
Number of seats (x1000)	155.8
Number of admissions per capita	2.1
Average ticket price (€)	8.38

DVD/BluRay



Total value DVD BluRay sales in €	65 M
Total value VOD in €	261 M

Television



Views of Dutch films on public and commercial TV	43.3 M
--	--------

Film festivals



Visits to main 10 Dutch film festivals	963,811
Number of film festivals	123

Gender¹²



Female share in grant applications Film Fund:	
producers	36.9%
directors	41.1%
writers	46.8%